

GLOBE GUIDE

Help the environment by using LED light globes to reduce energy consumption and greenhouse gas.

TECHNOLOGY TYPE

LED

Lifespan - 15,000 hrs longest lasting
Cool or Warm White
Energy Efficient - Consumes up to 80% less energy & running cost than Halogen
Mercury Free
Durable

HALOGEN

Lifespan - 2,000 hrs
Warm White - Ideal reading light
Least Energy Efficient
Mercury Free
Dimmable

INCANDESCENT

Lifespan - 750 hrs
Warm White - 25W or less
Least Energy Efficient
Mercury Free
Dimmable

FLUORESCENT

(CFL and Tubes)

Lifespan - 8,000 hrs long lasting
Cool or Warm White
Energy Efficient - Consumes less energy than Halogen
Contains Mercury
Non Dimmable

SHAPE



GLS



Spiral



Candle



Round



Reflector



LED Vintage



Downlight



Pilot



Circular



Straight

CAP TYPE



Bayonet
Cap
B22



Small Bayonet
Cap
B15



Edison
Screw
E27



Small Edison
Screw
E14



Downlight
12V
GU5.3



Downlight
240V
GU10

Mirabella


Choose your globe on the level of brightness required for your room.
The higher the lumens the brighter the light.

LED Lumens*	TRADITIONAL Watts				
	LED	HALOGEN	INCANDESCENT	CFL	RECOMMENDED USE*
BRIGHTNESS 					
150 to 250 Lumens	2 watt	18 watt	25 watt		pendants table lamp floor lamp
420 to 500 Lumens	4 to 6 watt	28 watt	40 watt		hall ways pendants table lamp floor lamp
806 to 1100 Lumens	7 to 11 watt	42 to 53 watt	60 to 75 watt	13 to 18 watt	bedroom bathroom living room
1300 to 1500 Lumens	15 watt	72 watt	100 watt	23 watt	kitchens bathrooms living room garages

*Guide only

Colour temperature allows you to create a traditional or modern feel for your room.

COLOUR TEMPERATURE



COLOUR TEMPERATURE SCALE

Warm White <<< 2700K

A Traditional warm and cosy feel
Ideal for bedrooms and living rooms

4700K >>>





































Cool White

A whiter, crisper and modern feel
Ideal for kitchens bathrooms and garages

Mirabella

Globe Recommendations by Room Type



Room Type	Colour Suggestion	Recommended Globes	Recommended Brightness
Living	Warm White	   GLS Candle Round	806 to 1100 lumens
Kitchen	Cool White	    GLS Pilot LED Vintage Decorative	806 to 1500 lumens
Dining	Warm White	     GLS Candle Round LED Vintage Decorative	806 to 1100 lumens
Bathroom	Cool White	  GLS Spiral	1300 to 1500 lumens
Bedroom	Warm White	    GLS Candle Round Spiral	806 to 1100 lumens
Study	Cool White	     GLS Candle Round Spiral LED Vintage	806 to 1100 lumens
Laundry	Cool White	  GLS Spiral	806 to 1100 lumens
Garage	Cool White	   GLS Spiral Reflector	1300 to 1500 lumens
Hallways	Warm White	  GLS Spiral	420 - 500 lumens
Decorative	Warm White	      GLS Candle Round Spiral LED Vintage Decorative	150 - 500 lumens

Mirabella