

148.5mm

420mm

anko

K:43-666-737 | T:71-981-314
K:43-666-768 | T:71-981-345
(Model: JLR-80876)

Kids Smart Tag
User Manual



Read all safety and operating instructions before using this product, and keep these instructions for future use.

Package contents:

- 1x Smart tag
- 1x Twist-lock stainless steel wire loop
- 1x 2-pin charging cable

Product Specifications

Battery Capacity: 3.7V, 150mAh rechargeable lithium-ion battery (non-replaceable)
Input: 5V – 200mA
IP rating: IP45
Running time: Approximately 90 days

Important Safety Information

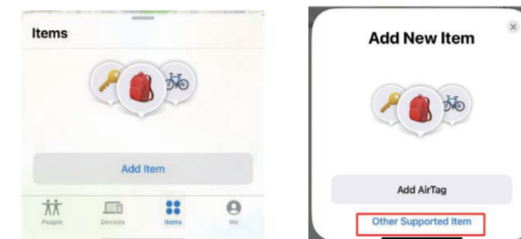
- Requires iPhone 6s or later with iOS 14.5+ and Apple ID signed in.
- This product contains a rechargeable lithium-ion battery (non-replaceable). Do not leave it connected to a charger for extended periods.
- Avoid exposing the device to high-temperature environments for prolonged durations.
- Do not wait until the battery is completely drained before recharging.
- Handle the device with care. Avoid strong impacts or drops during use.
- This product is not a toy. Keep away from Children.

Setup Instructions

- Press and hold the button for 5 seconds. You'll hear a tone—this means the device is powered on and ready to pair.

Note: If no pairing is completed within 10 minutes, the device will automatically exit pairing mode. To re-enter pairing mode, press the button once. The device will emit a prompt tone and become available for pairing again via the Find My app.

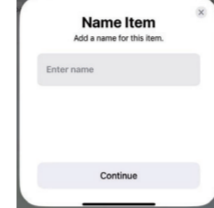
- Make sure Bluetooth is enabled on your iPhone. Open the Find My app, tap the Items tab, then select Add Item > Other Supported Item.



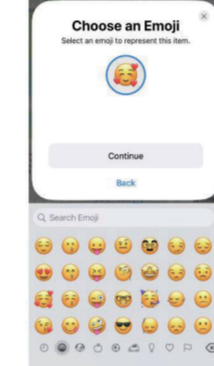
- When your iPhone detects the Smart Tag, a setup screen will appear. Tap Connect to begin pairing.



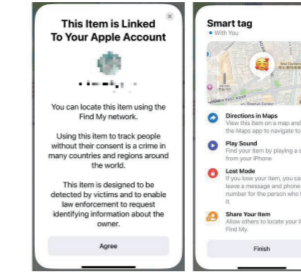
- Enter a name for the device—like "Smart Tag"—then tap Continue.



- Select an emoji to help you identify the item, and tap Continue.

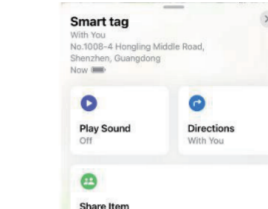


- The Smart Tag will be securely linked to your Apple ID. Tap Agree, then Finish to complete setup.

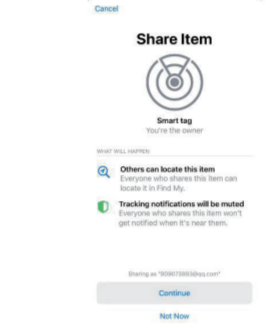


Using and Managing instructions

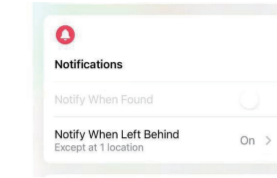
- Tap Play Sound. The device will emit a tone.



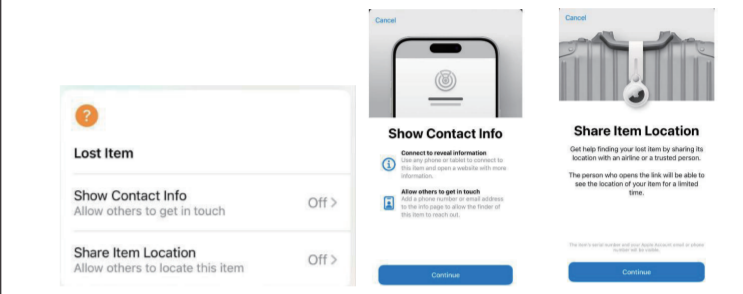
- Tap Add Person in the Share Item screen to add someone. Up to 5 people can share access and view this item's location.



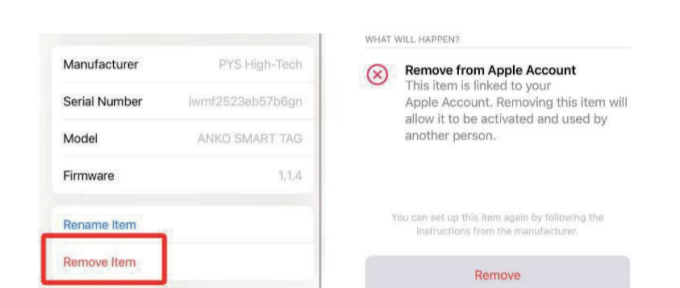
- Turn on Notify When Left Behind. If the device is left behind, your iPhone will notify you automatically.



- If the tracker is not with you, you can enable Lost Mode, enter your contact information, and allow location access. If someone finds the item, they'll be able to see your message and contact you. You'll also see the item's last known location in the Find My app.



- Tap Remove Item to disconnect the Smart Tag from your Apple ID. You'll hear a sound indicating it has been successfully removed. Other users can only pair with this device after it has been removed. Even a factory reset won't allow new pairing unless the item is removed from your account.



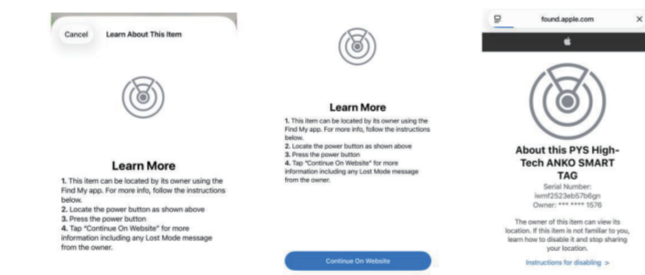
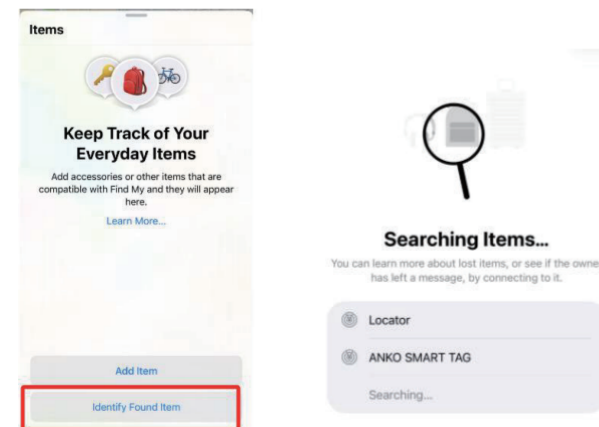
正面

Note: If the device is not near the original phone, you must reset it before it can be paired with a new iPhone. Follow these steps to perform a factory reset:

- Double-press the button. The device will emit a prompt tone.
 - Immediately press and hold the button after the tone.
 - After 2 seconds, the device will emit six quick beeps ("beep-beep-beep-beep-beep"). Shortly after, the device will emit another prompt tone.
 - Release the button when you hear this final tone. The reset is now complete.
- Press the button five times quickly to power off the device.
 - Identify Serial Number & Owner Contact (For Found Items)

If you find a lost Smart Tag, follow these steps to view its serial number and (if available) contact the owner:

Open the Find My app, tap Identify Found Item and select the Smart Tag. Then, press and hold the button on the device for 3 seconds. The device will emit a tone that plays six times, indicating it has entered serial number broadcast mode. Tap Continue on Website to view the Smart Tag's serial number and the owner's contact information.



Charging instructions

When the battery is low, you'll receive a notification in the Find My app. To charge, use the included magnetic charging cable. Note: The battery is built-in and cannot be removed or replaced. Before first use, fully charge the device to ensure optimal performance and battery life. While charging, the LED indicator will turn red. When fully charged, it will turn off. Charging typically takes approximately 2-2.5 hours.

FAQ

- What should I do if the device fails to pair?
 - Make sure your iPhone has an active internet connection and that Bluetooth is turned on.
 - Reset the device to factory settings.
 - Try pairing it again using the Find My app.
- When can the device be located by another Apple device? When the Smart Tag is separated from its owner, Apple's Find My network uses Bluetooth signals from millions of Apple devices to help locate it. If a nearby Apple device detects the lost item, it securely reports the item's approximate location to the owner via the internet.
- How can I know if I'm being tracked by someone else's device? If you have an Apple device (iPhone or iPad), you'll receive an alert if an unknown tracker is moving with you. If you don't have an Apple device and a Smart Tag is separated from its owner and moves with you for a period of time, it will emit a sound to notify you. Note: The tracker will not make a sound if it is still with its registered owner.

12 Month Warranty

Thank you for your purchase.

Your new product is warranted to be free from defects in materials and workmanship for the period stated above, from the date of purchase, provided that the product is used in accordance with accompanying recommendations or instructions where provided. This warranty is in addition to your rights under the Australian Consumer Law. For New Zealand customers, this warranty is in addition to statutory rights observed under New Zealand legislation.

We will provide you with your choice of a refund, repair (where possible) or exchange (availability dependent) for this product if it becomes defective within the warranty period. The business will bear the reasonable expense of claiming the warranty. This warranty will no longer apply where the defect is a result of alteration, accident, misuse, abuse or neglect.

Please retain your receipt as proof of purchase and contact our Customer Service Centre as listed below, for the entity you purchased this product from, for any difficulties with your product. Warranty claims and claims for expense incurred in returning this product can be addressed to the respective Customer Service Centre.

Our goods come with guarantees that cannot be excluded under the Australian Consumer Law. You are entitled to a replacement or refund for a major failure and compensation for any other reasonably foreseeable loss or damage. You are also entitled to have the goods repaired or replaced if the goods fail to be of acceptable quality and the failure does not amount to a major failure.

If you have any cybersecurity-related concerns or queries, please contact us online via our 'Contact Us' page at <https://www.kmart.com.au/contact-us/> or reach us by phone using the numbers listed below



MADE IN CHINA
CUSTOMER SERVICE:
KMART AU: 1800 124 125
KMART NZ: 0800 945 995
TARGET AU: 1300 753 567

反面



Statement of Compliance

Security standard for consumer grade relevant connectable products
AUSTRALIA

This statement of compliance has been prepared by, or on behalf of Kmart Australia Limited, who is the manufacturer of the below product. The statement of compliance is made in accordance with the Cyber Security (Security Standards for Smart Devices) Rules 2025, authorized by the Cyber Security Act 2024.

Product manufacturer details	
Name of the manufacturer	Kmart Australia Limited
Address of the manufacturer	1 Middle Rd, Chadstone VIC 3148
Name of the authorized representative	Jerry Or (Product Technologist) Room 1016-1023A, 10/F, Trade Square, No. 681 Cheung Sha Wan Road, Cheung Sha Wan, Kowloon, Hong Kong
Address of the authorized representative	
Name(s) of other authorized representatives in Australia (if applicable)	N/A
Address(es) of other authorized representatives in Australia (if applicable)	N/A
Product details	
Product type	KIDS SMART TAG- UNICORN
Batch identifier	43666768
Defined support period for the product	This device will receive all available security updates until 4 March 2026.

Declaration
It is declared that, in the opinion of the manufacturer:

- The product listed in the table above has been manufactured in compliance with the requirements of Part 1 of Schedule 1 of the Cyber Security (Security Standards for Smart Devices) Rules 2025.
- The manufacturer has complied with any other obligations relating to the product in Part 1 of Schedule 1 of the Cyber Security (Security Standards for Smart Devices) Rules 2025.

It is declared that this statement of compliance has been prepared by, or on behalf of, the manufacturer of the product listed in the table above and is accurate at the date of issue of 3rd Mar 2026.

Prepared by or on behalf of Kmart Australia Limited

Jerry Or
(Name, function and signature of the signatory of the manufacturer)

03-Mar-2026
(Place and date of issue of the statement of compliance)



Statement of Compliance

Security standard for consumer grade relevant connectable products
AUSTRALIA

This statement of compliance has been prepared by, or on behalf of Kmart Australia Limited, who is the manufacturer of the below product. The statement of compliance is made in accordance with the Cyber Security (Security Standards for Smart Devices) Rules 2025, authorized by the Cyber Security Act 2024.

Product manufacturer details	
Name of the manufacturer	Kmart Australia Limited
Address of the manufacturer	1 Middle Rd, Chadstone VIC 3148
Name of the authorized representative	Jerry Or (Product Technologist) Room 1016-1023A, 10/F, Trade Square, No. 681 Cheung Sha Wan Road, Cheung Sha Wan, Kowloon, Hong Kong
Address of the authorized representative	
Name(s) of other authorized representatives in Australia (if applicable)	N/A
Address(es) of other authorized representatives in Australia (if applicable)	N/A
Product details	
Product type	KIDS SMART TAG- DINOSAUR
Batch identifier	43666737
Defined support period for the product	This device will receive all available security updates until 4 March 2026.

Declaration
It is declared that, in the opinion of the manufacturer:

- The product listed in the table above has been manufactured in compliance with the requirements of Part 1 of Schedule 1 of the Cyber Security (Security Standards for Smart Devices) Rules 2025.
- The manufacturer has complied with any other obligations relating to the product in Part 1 of Schedule 1 of the Cyber Security (Security Standards for Smart Devices) Rules 2025.

It is declared that this statement of compliance has been prepared by, or on behalf of, the manufacturer of the product listed in the table above and is accurate at the date of issue of 3rd Mar 2026.

Prepared by or on behalf of Kmart Australia Limited

Jerry Or
(Name, function and signature of the signatory of the manufacturer)

03-Mar-2026
(Place and date of issue of the statement of compliance)