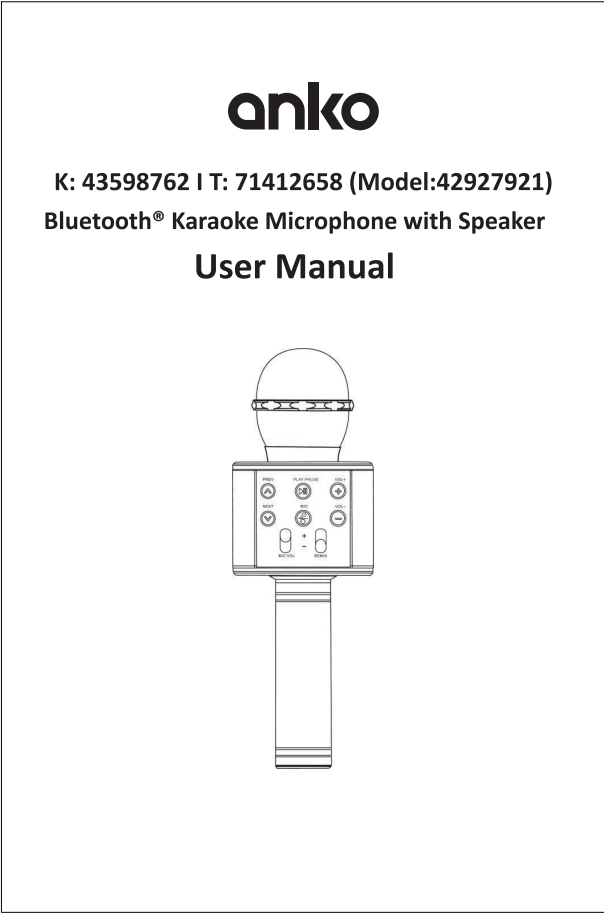


115x162MM 105G



IMPORTANT SAFETY INSTRUCTIONS

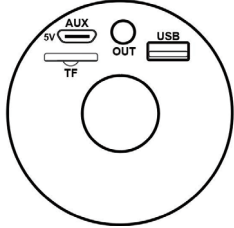
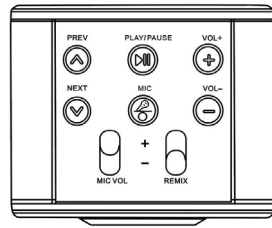
Please read this instruction manual thoroughly before using this appliance! Follow all the safety instructions to avoid damage caused by improper use.

- ▶ Retain the instruction manual for future reference. Should this appliance be given to a third party, then this instruction manual must also be handed over.
- ▶ Use this appliance solely for its intended purpose.
- ▶ This appliance is intended for household use only.
- ▶ Only use this appliance indoors.
- ▶ The manufacturer assumes no liability for possible damages that may have been caused by incorrect usage or mishandling of the appliance.
- ▶ This appliance is not intended for use by persons (including children) with reduced physical, sensory or mental capabilities, or lack of experience and knowledge, unless they have been given supervision or instruction concerning use of the appliance by a person responsible for their safety.
- ▶ Children should be supervised to ensure that they don't play with the appliance.
- ▶ Before connecting the appliance to the mains supply, please check that the type of power and mains voltage match the information provided on the type plate.
- ▶ Do not place any objects on the appliance. Don't put objects with naked flames (such as candles) on or next to the appliance. Never put items containing liquid (such as vases) on or next to the appliance.
- ▶ Keep the appliance away from all hot surfaces and naked flames. Always put the appliance on a level, stable, clean, dry surface. Protect the appliance from extreme heat and cold, dust, direct sunlight, humidity and drops or jets of water.
- ▶ The appliance is only suitable for use in temperate latitudes. Do not use it in the tropics climate or in humid climatic conditions.
- ▶ Do not use the appliance if it is damaged. To avoid hazards, defective components must only be replaced by the manufacturer, his customer service or similar qualified persons.
- ▶ Do not open the housing under any circumstances. Do not introduce any objects into the interior of the housing.
- ▶ Do not immerse the appliance, power cord or power plug in water or in other liquids.
- ▶ Do not place the appliance in the direct vicinity of liquids - e.g. bathtubs and sinks, in a damp basement or close to a swimming pool.

PARTS

- Bluetooth® speaker x 1
- User manual x 1
- Aux in cable x1
- USB Charging cable x 1

Product Overview



Micro SD card slot



AUX-IN, Charging Port



AUX-OUT

PREV

Move to Previous song

NEXT

Move to Next song

VOL+

Increase volume

VOL-

Decrease volume

PLAY/PAUSE

Play or pause

MIC VOL

Microphone Volume+/-

MIC

Voice changing

REMIX

Echo



USB



ON/OFF, MODE

Charging Battery:

Please use provided USB cable for charging. Plug micro USB side to USB port of the unit and the other USB side connect with the PC, wall charger or other 5V charging devices.

Power On/Off:

To turn on and off the unit, long press the ON/OFF button.

Bluetooth® operation

If you have used Bluetooth® connection before, the system will start searching for the device last connected. When the device is found, the system will re-connect automatically.
NOTE: Only one Bluetooth® device can be connected to the speaker at one time.

Pairing a Bluetooth® Device for the first time

1. Turn the unit on. You'll hear an alert tone
2. Turn on your external device. Refer to its user manual for instructions on pairing and connecting Bluetooth® devices.
3. Using the native controls on your Bluetooth® device, select "anko43598762" in your Bluetooth® settings to pair.
4. If your device requests a password, enter the default password "0000" OR "1234".
5. When successfully paired and connected, an alert tone will issue from the unit. After initial pairing, the unit will stay paired unless unpaired manually by the user.

NOTE: Should your device become unpaired or you are not able to connect it, repeat the above steps.

Playing wireless audio

1. After pairing to a Bluetooth® device, use the native controls on the connected Bluetooth® device to select a track.
2. Play, pause or skip a selected track using the native controls on the connected Bluetooth® Device or the controls on the speaker.

Micro SD or USB Operation

Playing mp3 files from Micro SD or USB Device

1. Insert the USB drive into USB port or Micro SD card into TF Slot.
2. Play, pause or skip a selected track using the controls on the speaker.


NOTE: a. We cannot guarantee the support of all USB devices.
b. USB port does not support USB charging for external device

AUX-IN

You can connect an external music player or sound source to your Bluetooth® speaker.

1. Plug the micro side of AUX-in cable into Bluetooth® speaker and connect the 3.5mm AUX side to your external audio source.
2. Short press the ON/OFF button to change to line-in mode.

Voice Effect Changing Microphone

Long Press the  button to change the different voice effect.

Note: In order to maintain the power of battery, charge and discharge every 3 months, even you do not use it.

Technical Data

DC Power Source: DC 5V 0.5A
Audio Output: 3W
Frequency range: 100Hz-20kHz
Bluetooth® version: 5.4
Bluetooth® working distance: Up to 10 meters measured in open space. (Walls and other structures may affect range of device)

12 Month Warranty

Thank you for your purchase.

Your new product is warrantied to be free from defects in materials and workmanship for the period stated above, from the date of purchase, provided that the product is used in accordance with accompanying recommendations or instructions where provided. This warranty is in addition to your rights under the Australian Consumer Law.
For New Zealand customers, this warranty is in addition to statutory rights observed under New Zealand legislation.

We will provide you with your choice of a refund, repair (where possible) or exchange (availability dependent) for this product if it becomes defective within the warranty period. The business will bear the reasonable expense of claiming the warranty.
This warranty will no longer apply where the defect is a result of alteration, accident, misuse, abuse or neglect.

Please retain your receipt as proof of purchase and contact our Customer Service Centre as listed below, for the entity you purchased this product from, for any difficulties with your product. Warranty claims and claims for expense incurred in returning this product can be addressed to the respective Customer Service Centre.

Our goods come with guarantees that cannot be excluded under the Australian Consumer Law. You are entitled to a replacement or refund for a major failure and compensation for any other reasonably foreseeable loss or damage. You are also entitled to have the goods repaired or replaced if the goods fail to be of acceptable quality and the failure does not amount to a major failure.

The Bluetooth® word mark and logos are registered trademarks owned by Bluetooth® SIG, Inc., and any use of such marks by KMART AUSTRALIA is under licence.



R-NZ

MADE IN CHINA

CUSTOMER SERVICE:

KMART AU: 1800 124 125
KMART NZ: 0800 945 995
TARGET AU: 1300 753 567