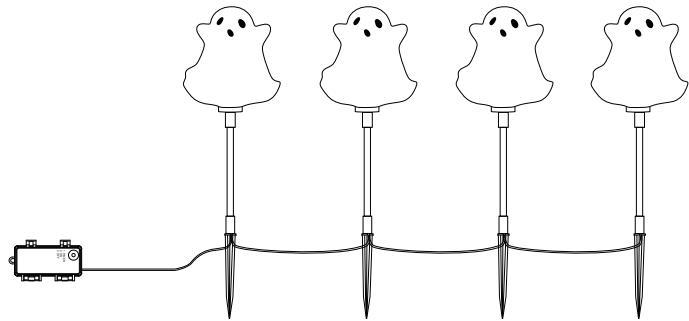


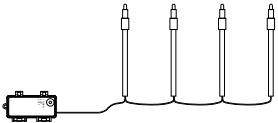




LIGHT UP PATHWAY STAKES

(Model No.: BD25122S K: 43579532 / T: 71165837)

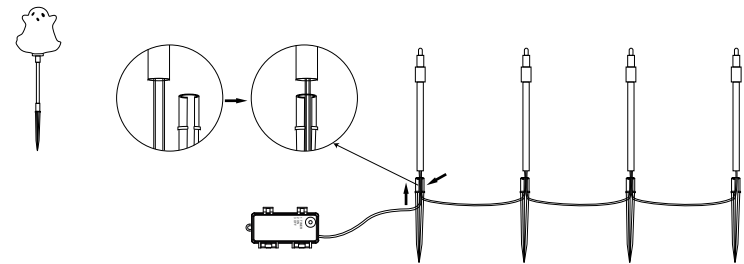


Contents:

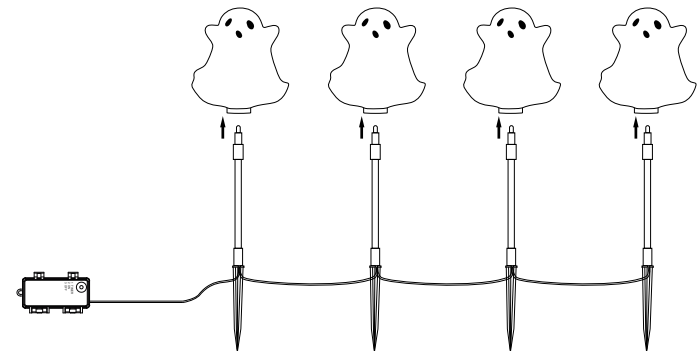
<p>A.</p>  <p>Ghost Stakes x 1</p>	<p>B.</p>  <p>Ghost x 4</p>	<p>C.</p>  <p>Stake x 4</p>
--	--	--

Assembly Diagram:

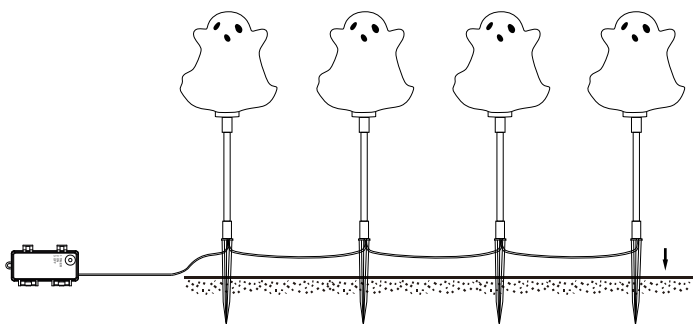
Step 1.



Step 2.



Step 3.



Instructions:

1. Remove all packaging before use and dispose of safely.
2. Open the battery compartment cover and insert 2 x AA size batteries.
3. Press the button on battery compartment to switch to ON/OFF/TIMER function.
4. Press the button on battery compartment to switch to "ON", the light set should now be lit.
5. Timer function: Press the button on battery compartment to switch to "Timer", the light will turn off automatically after 6 hours, and the light will turn on itself after 18 hours.
6. For decoration only. This is not a toy.

Warnings:

- The light set is designed INDOOR AND OUTDOOR USE.
- This unit is powered by 2 x AA size batteries (not included).
- Open the battery door and insert 2 x AA size batteries correctly. Pay attention to the polarities (+/-). The unit will not be powered up if you insert batteries in wrong polarity.
- Always remove the batteries if the unit is not going to be used for an extended period of time.
- Use only the size and type of battery specified. Batteries shall not be exposed to direct sunlight or heat source such as fire, oven or the like.
- When the battery power is low, the unit will not operate. You will need to insert new batteries. Do not mix new and old batteries.
- Batteries are to be inserted with the correct polarity. do not mix different types of batteries or new and used batteries. non-rechargeable batteries are not to be recharged. rechargeable batteries are only to be charged under adult supervision. rechargeable batteries are to be removed from the product before being charged. the supply terminals are not to be short-circuited. remove batteries from the product when not in use for extended time or when batteries become exhausted. dispose of batteries responsibly. do not dispose of in fire.