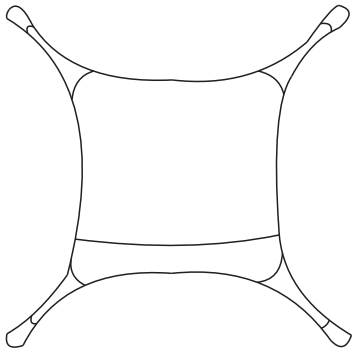



INSTRUCTION MANUAL

Check the components below before setting up.



1x Canopy
A

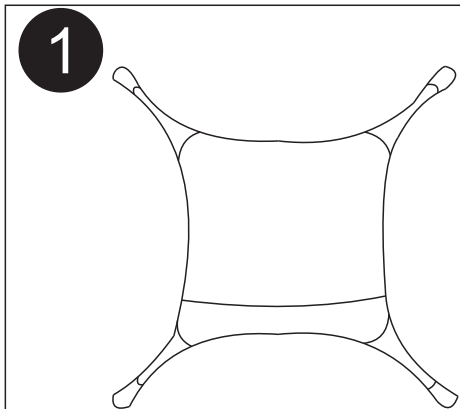


2 x Poles
B



2x Elastic Cords
C

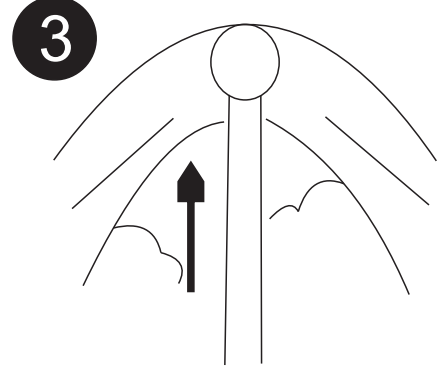
Assembly Instructions:



Spread out the canopy (A) on the ground.



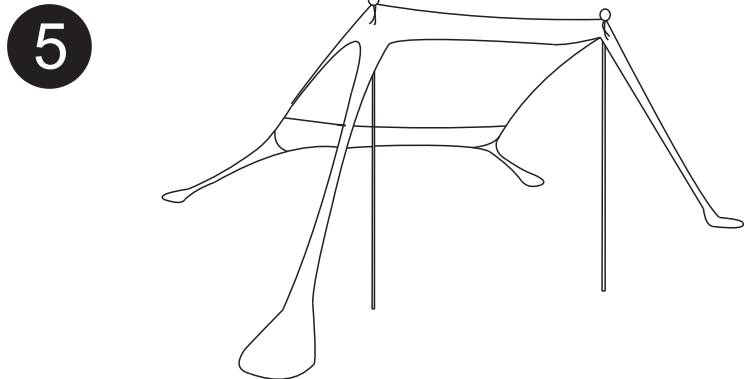
Fill the sand pocket at each corner of the canopy.



Unfold the poles (B) and use them to support the canopy.



Secure the poles to the canopy using elastic cords (C).



Setup is complete. You can now sit under it, relax, and enjoy the shade.

Made in China