

Picnic Table

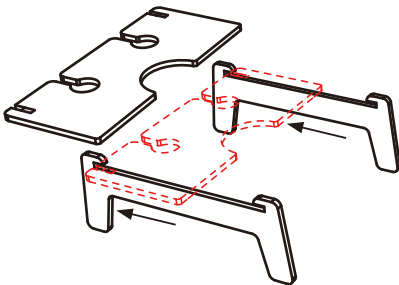
Instruction Manual

Keycode: 43-565-726

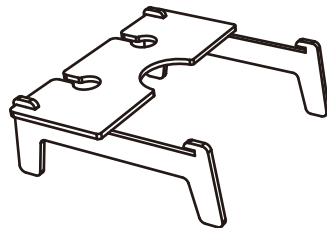
Assembly Instructions:

1. Lay out all four wooden pieces.
2. Connect the pieces as shown in the diagram to form the folding picnic table.
3. Ensure all parts are securely fitted before use.

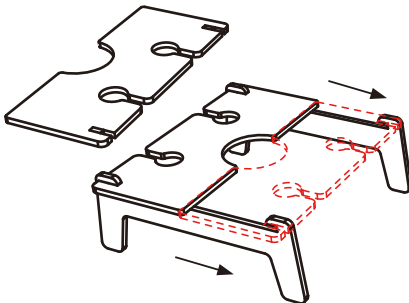
STEP 01



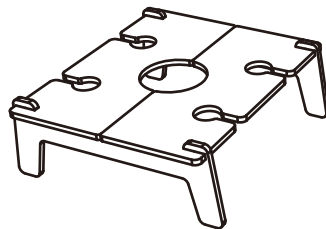
STEP 02



STEP 03



STEP 04



WARNINGS: MAXIMUM LOADING: 5KG. BE SURE TO KEEP FINGERS AWAY FROM OPEN AND CLOSURE AREA WHEN FOLDING/ UNFOLDING THIS TABLE. DO NOT SIT OR STAND ON TABLE. ENSURE ALL PARTS ARE FULLY ENGAGED INTO PLACE BEFORE USE. DO NOT USE IF ANY COMPONENTS ARE DAMAGED OR LOOSE. DO NOT PLACE OPEN FLAMES, HOT COOKWARE, OR HEATED OBJECTS DIRECTLY ON THE TABLE SURFACE TO AVOID BURNS OR DAMAGE.

CARE INSTRUCTIONS: WIPE CLEAN WITH A DAMP CLOTH. DO NOT USE ABRASIVE MATERIALS OR SOLVENTS. ENSURE TABLE IS CLEAN AND 100% DRY BEFORE STORING. STORE IN A DRY PLACE.

MADE IN CHINA
CUSTOMER SERVICE:
KMART AU: 1800 124 125
KMART NZ: 0800 945 995
TARGET AU: 1300 753 567