


INSTANT-UP SHELTER


CAUTION: BE CAREFUL NOT TO GET FINGERS CAUGHT WHEN SETTING UP AND PACKING DOWN THE SUN SHELTER

SETUP INSTRUCTIONS.

01. UNPACK THE SUN SHELTER IN AN OPEN AREA ENSURING THERE ARE NO SHARP OBJECTS IN THE VICINITY AS THEY MAY DAMAGE FABRIC. AVOID UNPACKING ON CONCRETE OR HARD SURFACES AS ABRASION CAN DAMAGE THE FABRIC.
02. LAY FLOOR FLAT ON GROUND AS SHOWN (FIG. 1).
03. LOCATE THE AUTO MECHANISM. LIFT THE MECHANISM UPWARD ALLOWING FIBREGLASS POLES TO SPRING OUTWARD INTO POSITION (FIG. 2).



04. SAFELY SECURE THE AUTO MECHANISM IN PLACE BY PUSHING DOWN ON THE COLLAR (LOWER ARMS) OF THE MECHANISM AS SHOWN (FIG. 3).




05. PLACE SAND IN SAND POCKETS TO HELP SECURE THE SHELTER.
NOTE: DO NOT FILL SAND POCKETS WITH STONES OR SHARP OBJECTS AS THIS WILL DAMAGE THE POCKETS.

06. SECURE SHELTER USING THE SUPPLIED PEGS AND SAND POCKETS (FIG. 4).

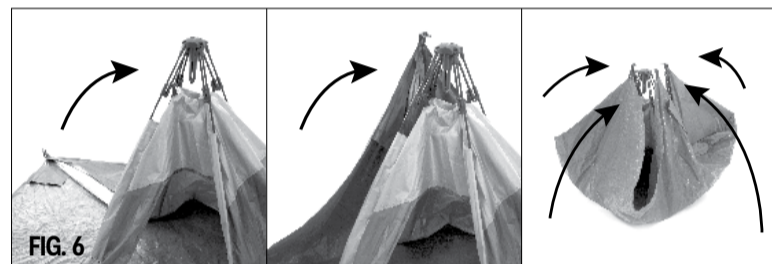


PACK DOWN INSTRUCTIONS.


01. REMOVE, PEGS AND SAND FROM SAND POCKETS.
02. TO UNLOCK THE AUTO MECHANISM, PRESS THE TOP OF THE AUTO MECHANISM WITH YOUR THUMBS AND THE COLLAR TOGETHER, BE CAREFUL TO NOT GET FINGERS CAUGHT (FIG. 5).



03. STARTING AT A CORNER, FOLD LOWER POLE SECTION TOWARDS CENTRE. REPEAT FOR ALL CORNERS (FIG. 6).



04. ROLL-UP SUN SHELTER ENABLING IT TO FIT INSIDE THE CARRY BAG. (FIG. 7).



05. STORE THE SUN SHELTER ALONG WITH PEGS IN THE CARRY BAG. REMEMBER NOT TO STORE YOUR SUN SHELTER WHEN DAMP.

MATERIALS: POLYESTER, POLYETHYLENE FLOOR, FIBREGLASS POLES.

CARE INSTRUCTIONS:

REMOVE ALL LOOSE DIRT/SAND FROM SUN SHELTER. WIPE CLEAN WITH A DAMP CLOTH. DO NOT USE ABRASIVE MATERIALS OR SOLVENTS. ENSURE BEACH SHELTER IS CLEAN AND 100% DRY BEFORE STORING TO PREVENT MOULD AND MILDEW. STORE IN A DRY PLACE. LONG EXPOSURE TO THE SUN MAY RESULT IN SOME LOSS OF COLOUR.

FIRE PRECAUTIONS:

PLEASE REMEMBER THAT YOUR SUN SHELTER IS MADE OF FLAMMABLE MATERIALS. THEREFORE, FOLLOW THESE COMMON SENSE RULES:

- DO NOT PLACE COOKING, HEATING OR LIGHTING APPLIANCES NEAR SHELTER.
- DO NOT SMOKE INSIDE SUN SHELTER.

SAFETY PRECAUTIONS:

WARNING: KEEP ALL FLAME AND HEAT SOURCES AWAY FROM THIS SHELTER FABRIC. ALWAYS SECURE THE SHELTER WHEN IN USE. DO NOT USE IN WINDY CONDITIONS. ALWAYS ENSURE THE SHELTER IS FIRMLY SECURED TO THE GROUND BEFORE USE. THIS SHELTER IS DESIGNED FOR TEMPORARY USE ONLY AND NOT AS A PERMANENT STRUCTURE.

UVE RATING:

THE UVE RATING SHOWN ON THIS PRODUCT TAKES INTO ACCOUNT DIRECT U.V. PENETRATION OF THE FABRIC, NOT REFLECTED U.V. FROM GRASS, WATER OR SAND. WE RECOMMEND THE USE OF MAXIMUM PROTECTION SUNSCREEN WHEN OUTDOORS. THE SUN SHELTER MATERIAL PROVIDES UVE95+%, HOWEVER IT IS IMPORTANT THAT YOU SET THE SHELTER UP SO THAT SHADE IS MAXIMISED.

MADE IN CHINA

CUSTOMER SERVICE:

KMART AU: 1800 124 125
KMART NZ: 0800 945 995
TARGET AU: 1300 753 567