

INSTRUCTION MANUAL

File Name: 43523696_MAN Bluetooth Portable Home Speaker

Proof Date: 11.03.2025

Designer: AQ / AJ


VERSION
3

PRIMARY MANUAL SPECIFICATIONS


TYPE: Manual

Paper
PAPER: Bright White
WEIGHT: 80gsm

PRINTER INKS & FINISH
INK COLOUR: Black Ink Only
INK: Standard
FOLDING SIZE: 148.5 x 210mm
FOLD TYPE: Bio/Half Fold
SIDES: Double Sided



TOTAL PAGES
PAGES: 4



SPECIAL INSTRUCTIONS

Please use 80gsm Bright White Paper.

DO NOT PRINT
Dieline, Folds, Information

DESIGN CHANGE LOG

- v2: New address applied and individual pages separated.
- v3: Product name updated on front cover page.



ARTWORK SHOULD NOT BE AMENDED WITHOUT PRIOR AGREEMENT FROM CREST. ALL ARTWORK MUST BE APPROVED BY CREST PRIOR TO MASS PRODUCTION. THANK-YOU.

FOR QUERIES REGARDING THIS ARTWORK PLEASE CONTACT:
EMAIL: design@crest.com.au



Bluetooth® Portable Pro Home Speaker Operating Instructions



Please read user manual carefully before use

Includes:

- › Bluetooth® speaker
- › USB-C charging cable
- › audio cable (3.5mm AUX cable)
- › user manual

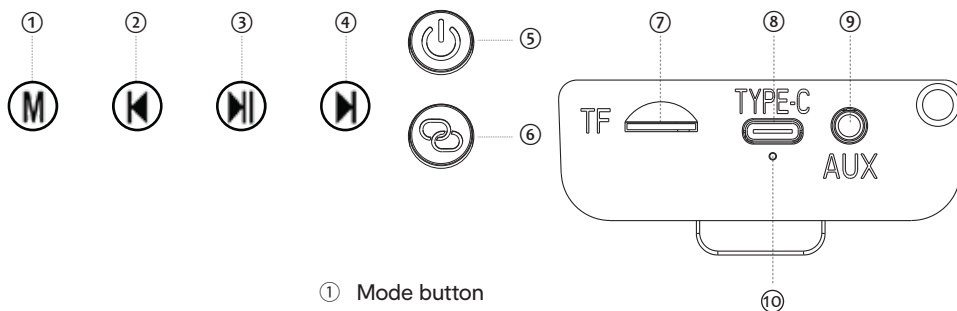


K: 43-523-696 | T: 70-775-242
Model: CR-SPKPD

Safety instructions

1. Do not disassemble this product.
2. The speaker must not be exposed to dripping or splashing and objects filled with liquids.
3. Do not expose speaker to water while charging. It may result in permanent damage to the speaker or power source.
4. Keep the speaker away from direct sunlight, fire flames or other heat sources and high voltage equipment.
5. Working temperature: -10°C - 40°C.
6. To prolong battery lifespan, fully charge at least once every 3 months. Battery life will vary due to usage patterns and environmental conditions.
7. Disposal of this speaker, and the battery should be in accordance with local government requirements.
8. Battery cannot be subjected to extreme high or low temperatures, low air pressure at high altitude during use, storage or transportation.
9. Replacement of a battery with an incorrect type can result in an explosion or leakage of flammable liquid or gas.
10. Disposal of a battery into fire or a hot oven, or mechanically crushing or cutting of a battery can result in an explosion.
11. Leaving a battery in an extremely high temperature surrounding environment can result in an explosion or the leakage of flammable liquid or gas.
12. A battery subjected to extremely low air pressure may result in an explosion or the leakage of flammable liquid or gas.









Function overview




- ① Mode button
- ② Previous track/Volume down
- ③ Play/Pause
- ④ Next track/Volume up
- ⑤ Power ON/OFF
- ⑥ TWS Pairing
- ⑦ TF Card slot
- ⑧ USB-C Charging port
- ⑨ AUX-IN Port
- ⑩ Charging Indicator

How to use this product

Function operation

Power ON/OFF:	Press and hold  button
Play:	Press  button
Pause:	Press  button
Next song:	Press  button
Previous song:	Press  button
Volume up:	Press and hold  button
Volume down:	Press and hold  button
TWS Pairing ON/OFF:	Press  button
Mode switch:	Press M button switch between Bluetooth®/TF/AUX mode


Bluetooth® pairing

Press and hold the power button  until you hear prompt sound, indicating it is ready to pair with a Bluetooth® device.


In the Bluetooth® menu on the media device, search for “**anko43523696**” and connect.

You will hear a prompt sound once the speaker is connected successfully.

TF Card mode

Insert TF card (not included, up to 32G) into the  TF card slot. It will play an audio track automatically. Music files supported: mp3/wav/wma.

AUX Function

Press **M** button to switch to AUX-IN mode. Use a 3.5mm audio cable (included) to connect your device through the  AUX-IN port. Choose the music from your media device and play.

Bluetooth® connection will be disconnected.

TWS Pairing

TWS pairing will not work if either speaker is already connected to a Bluetooth® device. Please disconnect all speakers first before TWS pairing.

Switch on two speakers, press   button on either of the speakers for TWS pairing. You will hear sound prompt once paired successfully. After successful TWS pairing connection, you can search for Bluetooth® pairing name “**anko43523696**” and connect.

Press   button of either speaker to disconnect TWS pairing.

Charging

This speaker is powered by a rechargeable battery. Please use provided USB-C charging cable for charging.

Plug the USB-C cable end to the unit and other USB-A end into a wall charger or other 5V/3A charging device.

 Charging indicator light changes to red when charging, light will be off when fully charged.

Specifications

K: 43-523-696 | **T:** 70-775-242

Model no.: CR-SPKPD

Input voltage: 5V=3A

Speaker power output: 20W + 2 x 5W

Bluetooth® version: 5.4

Working distance: 10m at open area

Battery: 7.4V/4000mAh, 29.6Wh

Charging time: Approx. 4-5 Hours

IPX5 Splashproof

Charging by USB-C cable (cable included)

12 Month Warranty

Thank you for your purchase.

Your new product is warrantied to be free from defects in materials and workmanship for the period stated above from the date of purchase, provided that the product is used in accordance with accompanying recommendations for instructions where provided. This warranty is in addition to your rights under the Australian Consumer Law. For New Zealand customers, this warranty is in addition to statutory rights observed under New Zealand legislation.

We will provide you with your choice of a refund, repair (where possible) or exchange (availability dependent) for this product if it becomes defective within the warranty period. The business will bear the reasonable expense of claiming the warranty. This warranty will no longer apply where the defect is a result of alteration, accident, misuse, abuse or neglect.

Please retain your receipt as proof of purchase and contact our Customer Service Centre as listed below, for the entity you purchased this product from, for any difficulties with your product. Warranty claims and claims for expenses incurred in returning this product can be addressed to the respective Customer Services Centre.

Our goods come with guarantees that cannot be excluded under the Australian Consumer Law. You are entitled to a replacement or refund for a major failure and compensation for any other reasonably foreseeable loss or damage. You are entitled to have the goods repaired or replaced if the goods fail to be of acceptable quality and the failure does not amount to a major failure.

The Bluetooth® word mark and logos are registered trademarks owned by Bluetooth® SIG, Inc., and any use of such marks by KMART AUSTRALIA is under licence.



WARNING Do not dispose of unit in fire or water. › Never attempt to disassemble and reassemble. › Waste electrical products should not be disposed of with household waste, please recycle where facilities exist. › Check with your local authority for recycle advice. › Keep your device and all accessories out of the reach of children and animals. › Small parts may cause choking or serious injury if swallowed. › Avoid exposing your device to very cold or very hot temperatures (below 0°C or above 40°C). › Extreme temperatures can cause deforming of the device and reduce the charging capacity and life of your device. › Do not allow your device to get wet—liquids can cause serious damage. › Do not handle your device with wet hands.

MADE IN CHINA

CUSTOMER SERVICE:

KMART AU: 1800 124 125

KMART NZ: 0800 945 995

TARGET AU: 1300 753 567