

INSTRUCTION MANUAL

File Name: 43499939_MAN_2pack wireless Mic

Proof Date: 22.11.2024

Designer: AQ

VERSION
1


PRIMARY MANUAL SPECIFICATIONS

TYPE: Manual

Paper: Bright White
PAPER: Bright White
WEIGHT: 80gsm

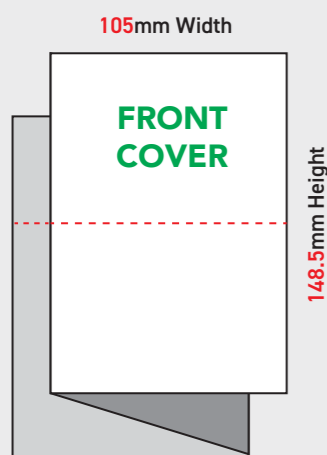
PRINTER INKS & FINISH

INK COLOUR: Black Ink Only
INK: Standard
FOLDING SIZE: 105 x 148.5mm
FOLD TYPE: Z Fold
SIDES: Double Sided



TOTAL PAGES

PAGES: 6



SPECIAL INSTRUCTIONS

Please use 80gsm Bright White Paper.

DO NOT PRINT

Dieline, Folds, Information

DESIGN CHANGE LOG

V:

ARTWORK SHOULD NOT BE AMENDED WITHOUT PRIOR AGREEMENT FROM CREST. ALL ARTWORK MUST BE APPROVED BY CREST PRIOR TO MASS PRODUCTION. THANK-YOU.

FOR QUERIES REGARDING THIS ARTWORK PLEASE CONTACT:
EMAIL: design@crest.com.au

Compatible devices

Smartphones (example)

Samsung: Galaxy S21/S20/S9/S9+
Galaxy Note 21/20/10/9/8/S20 Ultra
Galaxy Tab S7/6/6 Plus/6 Lite/5/A7
LG: G8/G75040/Style 4
Huawei: Mate 40/40 Pro/30/30 Pro
Huawei: P40/40 Pro/30/30 Pro
Huawei: Nova 3/5 Pro
Apple: iPhone 15/iPhone 16

Laptops and tablets (example)

MSI Laptop
Dell Laptop
Apple: MacBook Air/Pro
iPad Mini 6/iPad 10
iPad Air 4/5
iPad Pro 11"/12.9"
Other USB-C devices

iPhone, iPad, iPod and Mac are trademarks of Apple Inc., registered in the U.S. and other countries.

Samsung is a trademark of Samsung in the United States and other countries.

Android is a trademark of Google LLC.

Images are for reference only. Device not included.

Specifications

K: 43-499-939 | T: 70-363-883

Model Number: CR-WLSMC

Microphone battery: 70mAh/each

Receiver's power requirement: Supplied by external devices

Transmission distance at 20m in open area

Audio sensitivity: -42dB

Charging by USB-C cable (included)

12 Month Warranty

Thank you for your purchase.

Your new product is warranted to be free from defects in materials and workmanship for the period stated above, from the date of purchase, provided that the product is used in accordance with accompanying recommendations for instructions where provided. This warranty is in addition to your rights under the Australian Consumer Law. For New Zealand customers, this warranty is in addition to statutory rights observed under New Zealand legislation.

We will provide you with your choice of a refund, repair (where possible) or exchange (availability dependent) for this product if it becomes defective within the warranty period. The business will bear the reasonable expense of claiming the warranty.

This warranty will no longer apply where the defect is a result of alteration, accident, misuse, abuse or neglect.

Please retain your receipt as proof of purchase and contact our Customer Service Centre as listed below, for the entity you purchased this product from, for any difficulties with your product. Warranty claims and claims for expenses incurred in returning this product can be addressed to the respective Customer Services Centre.

Our goods come with guarantees that cannot be excluded under the Australian Consumer Law. You are entitled to a replacement or refund for a major failure and compensation for any other reasonably foreseeable loss or damage. You are entitled to have the goods repaired or replaced if the goods fail to be of acceptable quality and the failure does not amount to a major failure.



WARNING Do not dispose of unit in fire or water. > Never attempt to disassemble and reassemble. > Waste electrical products should not be disposed of with household waste, please recycle where facilities exist. > Check with your local authority for recycle advice. > Keep your device and all accessories out of the reach of children and animals. > Small parts may cause choking or serious injury if swallowed. > Avoid exposing your device to very cold or very hot temperatures (below 0°C or above 40°C). > Extreme temperatures can cause deforming of the device and reduce the charging capacity and life of your device. > Do not allow your device to get wet—liquids can cause serious damage. > Do not handle your device with wet hands.

Contact for Kmart purchases

Kmart Australia Ltd.
C/- Customer Service Centre
690 Springvale Road, Mulgrave, Vic. 3170
Customer Service: 1800 124 125 (Australia)
or 0800 945 995 (New Zealand)
or via Customer Help at kmart.com.au

Contact for Target purchases

Target Australia Pty Ltd
C/- Customer Service Centre
2 Kendall Street, Williams Landing, Vic. 3027
Customer Service: 1300 753 567
or via Customer Help at target.com.au/help/contact-us

anko

Dual Wireless Microphones Operating Instructions

- Includes:
- > 2 x microphones
 - > 1 x receiver
 - > 1 x USB-C charging cable
 - > user manual



K: 43-499-939 | T: 70-363-883
MODEL: CR-WLSMC

148.5mm Height

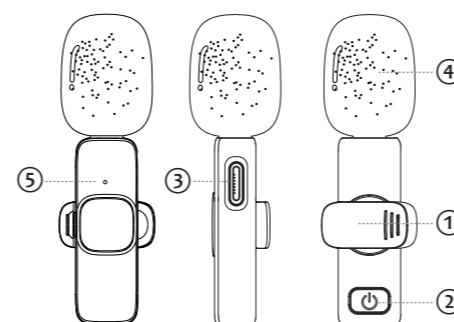
Safety instructions

- Do not disassemble this product.
- The units must not be exposed to dripping or splashing and objects filled with liquids.
- Do not expose microphones & receiver to water while charging. It may result in permanent damage to the speaker or power source.
- Keep units away from direct sunlight, fire or other heat sources and high voltage equipment.
- Working temperature: -10°C ~ 40°C.
- To prolong battery lifespan, fully charge at least once every 3 months. Battery life will vary due to usage patterns and environmental conditions.
- Disposal of units and the battery should be in accordance with local government requirements.
- Battery cannot be subjected to extreme high or low temperatures, low air pressure at high altitude during use, storage or transportation.
- Replacement of a battery with an incorrect type can result in an explosion or leakage of flammable liquid or gas.
- Disposal of a battery into fire or a hot oven, or mechanically crushing or cutting of a battery, that can result in an explosion.
- Leaving a battery in an extremely high temperature surrounding environment can result in an explosion or the leakage of flammable liquid or gas.
- A battery subjected to extremely low air pressure may result in an explosion or the leakage of flammable liquid or gas.

Function overview

Microphone

- Clip
- ON/OFF, Play/Pause
- USB-C charging port
- Windshield
- Indicator light

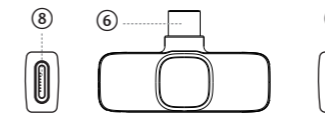


Microphone function and light indication

Function	How to use	Light indication
Power ON and ready to pair	Press and hold ② button	Green/Red light flash alternately
Power OFF	Press and hold ② button	Light OFF
Paired		Green light ON
Pause/Continue	Press ② button	Green light flashes
Low battery warning		Green/Red light flash every 10 seconds
Charging		Red light
Fully charged		Light OFF
Normal/Reverb Mode Switch	Press ② button three times	Green Light ON

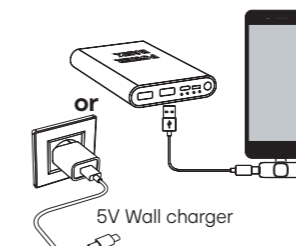
Receiver

- USB-C connector
- Indicator light
- USB-C port, function as below



USB-C port function

There is no battery in Receiver, plug into USB-C devices to use. If the devices have low battery during live streaming, device can be charged directly through USB-C port.



Note: Wall charger or Power bank not included

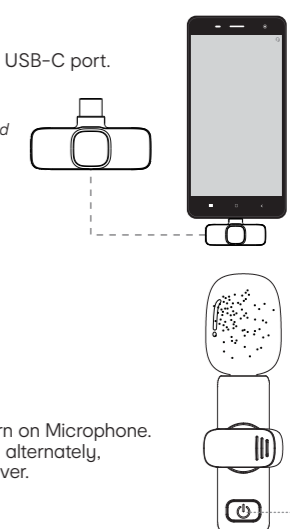

Receiver function and light indication

Function	How to use	Light indication
ON and ready to pair with Receiver	Plug into device with USB-C port	Light flashes
OFF	Disconnect receiver from USB-C device	Light OFF
Paired with Receiver		Light ON

How to use this product

- Plug the Receiver into a device with a USB-C port.

Note: For OPPO/VIVO/Realme branded mobile phones, please go SETTINGS and turn OTG on as below.



- Press and hold ② power button to turn on Microphone. Indicator light will flash green and red alternately, indicating it's ready to pair with Receiver.

- When indicator lights on both Receiver and Microphone stay ON, pairing has been successful and you can start to use the devices.

