

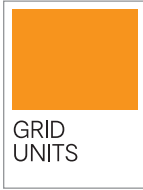


Anko
Styleguide
Artwork

NON PRINTING



DIELINE



GRID
UNITS

UV COATING: NOT OK
UV上光: 不行
FOIL STAMP: NOT OK
烫金: 不行
FILM LAMINATION: NOT OK
覆膜: 不行
WATER-BASE MATT VARNISH: OK
水性亮油: 行

ALL COLOURS PRINT CMYK 全部以四色印刷



Black
C:0 M:0
Y:0 K:100

DATE:
20.AUG.2024
PRODUCT CODE:
43-490-189 (Bronco)
FILE NAME:
BOUCLE FOAM PLAY BALL PIT
LOCATION & OPERATOR:
HK/KENNETH SO

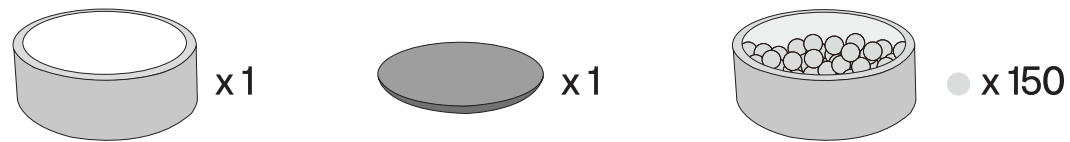
16.3cm

anko

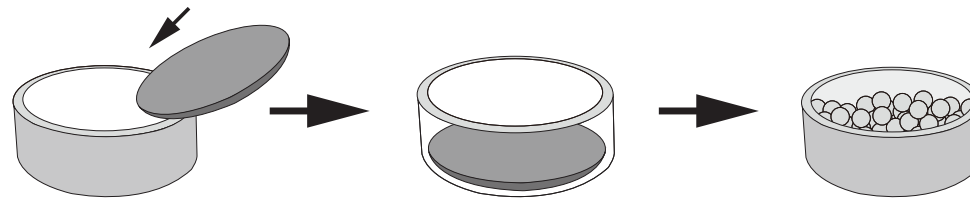
Boucle Foam Play Ball Pit Instruction Manual

6+
months

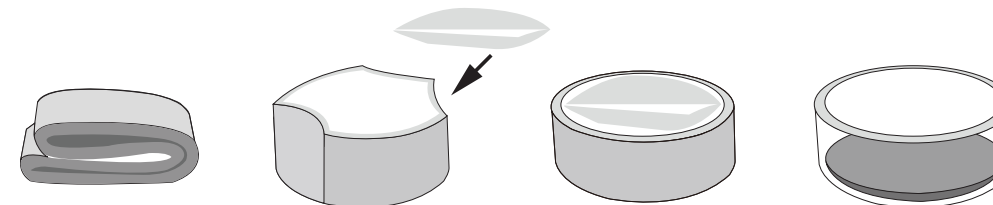
Parts List



Assembly Steps



The Foam Play Ball Pit will need approximately 48-72 hours to regain its shape after being in its box. In order to speed up this process, you may massage or push against the inner wall of the ball pit to help reshape.



once removed from packaging

48-72 hours after removed from packaging

MATERIALS:
SHELL: POLYESTER
FILL: POLYURETHANE FOAM

CARE INSTRUCTIONS:
COVER:
COLD MACHINE WASH.
DO NOT BLEACH.
DO NOT TUMBLE DRY.
DO NOT IRON.
DO NOT DRYCLEAN ☒.

WARNING:
ADULT SUPERVISION REQUIRED. NEVER LEAVE YOUR CHILD UNATTENDED. KEEP AWAY FROM OPEN FLAME.
NOT SUITABLE FOR NAPS OR SLEEPING. IF YOUR CHILD FALLS ASLEEP, TRANSFER THE CHILD TO AN APPROPRIATE CRIB OR COT.
ALWAYS USE ON A FLAT SURFACE. PRODUCT MAY VARY SLIGHTLY TO IMAGE SHOWN.

MADE IN CHINA
CUSTOMER SERVICE:
KMART AU: 1800 124 125 | KMART NZ: 0800 945 995 | TARGET AU: 1300 753 567

KEYCODE: K: 43-490-189 | T: 70-264-760

22cm