

front

148.5 mm


How to replace the battery Made in China

- 1 Twist out the small screw
- 2 Open the outer panel of the battery compartment
- 3 Take out the depleted battery
- 4 Install the AAA*4 in the mirror
- 5 Close the lid, screw it and start lighting up the mirror

Safety Instructions

- 1 Do not immerse the appliance in water, Clean the appliance surface with a dry cloth
- 1 If product becomes damaged, dispose of as electrical waste according to local, state and federal requirements. Repairs should not be attempted.
- 1 This appliance needs to install the AAAx4 battery. Do not place or store the appliance for long periods of time in a hot or humid environment
- 1 If you do not intend to use the appliance for long time, store the appliance without the battery
- 1 The light source of this mirror is not replaceable. When the light source reaches its end of life the whole mirror shall be replaced

anko
Cloud Iridescent LED Mirror
K:43-458-745 | T:70-090-109
PC010005






Always read the instructions carefully before using.
For indoor use only.

210 mm



Back

148.5 mm

Special Feature

-  The mirror contains LED lights
-  Dimmable touch switch
Select warm, cool, natural light
-  Install the battery


What's in the box

	
Wavy LED Mirror	Product Instruction manual
x	x
①	①


Product Specification

Mirror LED Light Wattage	Input Voltage
Cool:2W	AAAx4
Natural:2W	
Warm:2W	


How to use the mirror



The mirror is powered by AAAX4 battery. Press the switch to light up.



Press to switch between warm, cool, natural light. Hold on the switch to adjust light brightness as per your needs.



Touch the power switch again, the lights will be turned off.

210 mm