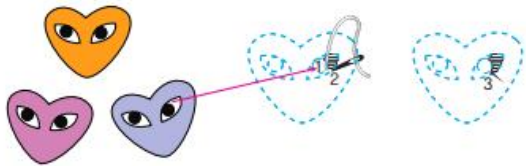
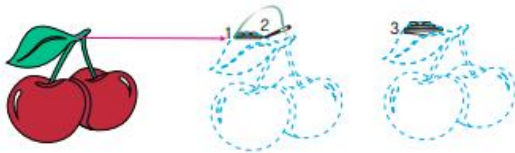


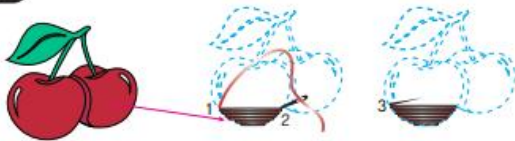
3



4



5



MADE IN CHINA

CUSTOMER SERVICE:  
 KIMART AU: 1800 124 125  
 KIMART NZ: 0800 945 995  
 TARGET AU: 1300 753 567

K: 43-411-849  
 T: 69-457-654

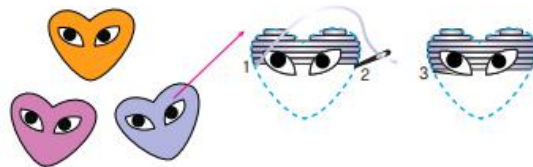
### HOW TO USE THE WATER-SOLUBLE FABRIC

- › Stick the water-soluble fabric to an item to be sewn (such as jeans or a canvas bag etc).
- › After embroidering, wash the item as per the items washing instructions and the excess fabric will be dissolved by the water leaving the embroidered design.

### SATIN STITCH

- › Draw the needle from one side of the outline of the pattern (as shown in position 1), and then insert the needle to the parallel side (as shown in position 2).
- › Draw the thread from the bottom of the fabric 1-2mm below position 1 (as shown in position 3) and repeat to create neat rows of stitches.
- › Please fill the pattern according to the outline of the pattern and keep the stitches in the same direction.

2




anko

## DIY Embroidery Patch Kit Instruction Manual

8+ years

1



### WHAT'S IN THE BOX

1. Preprinted water-soluble fabric x 1
2. Embroidery threads x 9
3. Embroidery needle x 1
4. Thread guide x 1

13cm

18cm