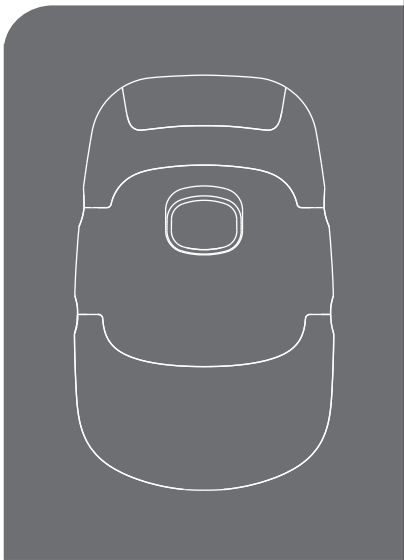


anko

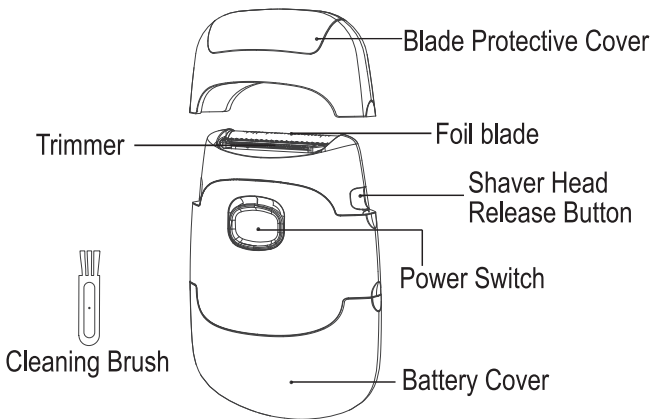


COMPACT SHAVER

TB-1659

INSTRUCTION MANUAL

PRODUCT DESCRIPTION:

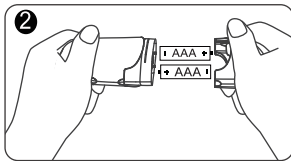
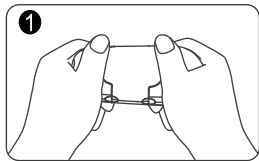


FEATURES:

1. Water-resistant-IPX5.
2. Type of battery:2 x AAA battery required(Not included)

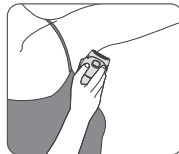
HOW TO USE:

• How to install battery:




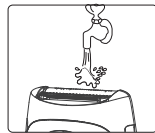
Remove the battery compartment cover and insert 2 AAA batteries as shown on fig 2. Replace the cover.

• How to use:



1. Remove the protective cover.
2. Slide the power switch upwards to turn the device on.
3. Apply the blade head to the skin at a vertical angle, move against the hair growth.
5. Good for removing hair from armpits, Bikini area, legs and the whole body.
6. Slide the power switch downwards to turn the device off after each use.

• How to clean:



1. After each use, please turn the device off.
2. Press the latch, remove the cutter head, and clean the blades with a cleaning brush. (DO NOT press the shaving blade in case of damage)
3. Clean the cutter head and blades with water and air dry or towel dry.
4. DO NOT clean the device with hard, abrasive or corrosive material. After cleaning the device, press the latch and attach the cutter head back to the device.

Safety Instructions:

To ensure proper operation of this appliance, please read this instruction manual completely and carefully before using the appliance and keep it for future reference.

⚠ WARNING

- Do not use this appliance under the following conditions: children; persons with skin inflammation or skin diseases; persons with allergies; do not use the appliance on the eyelids or throat; on areas where epilation or where any surgery has been performed.
- Do not press the trimming head with excessive force and do not use it repeatedly in the same area.
- If you feel any discomfort on your skin during or after using the appliance, stop using it and seek medical assistance if necessary.
- Do not place the appliance in a hot or humid environment.
- Do not attempt to modify, disassemble (except the removable parts), or repair the appliance by yourself for safety.
- This appliance is not intended for use by persons (including children) with reduced physical, sensory or mental capabilities, or lack of experience and knowledge, unless they have been given supervision or instruction concerning use of the appliance by a person responsible for their safety.
- Children should be supervised to ensure that they do not play with the appliance.
- **NOTE:** After using the appliance, you may notice a slight redness on the skin. Although this is normal, you can avoid skin irritation by moving the trimmer head gently against the direction of hair growth. Do not trim with excessive force. If after three days skin is still irritated, it is recommended to consult a doctor.

RECYCLING:

Batteries contain substances that may pollute the environment. Remove the battery when it is empty or when you discard the appliance. Do not throw away the battery with the normal household waste, dispose the batteries responsibly by recycling. Children should be supervised to ensure that they do not play with the appliance.

TROUBLESHOOTING:

Issues	Likely Causes	Solutions
Poor trimming effect	The blade is deformed or damaged.	Change new blade.
	The blade wears or ages.	
Does not work	Batteries installed incorrectly.	Reinstall batteries correctly.
	Low battery.	Install new batteries.
	Blade shelf gets stuck.	Turn off the device, remove the blade head and refit properly.
Blade loose	Latch is not locked properly.	Turn off the device, remove the blade head and reinstall it .

BEAUTY TIPS:

1. Wet the area that you are going to trim for a couple of minutes before trimming.
2. Apply moisture cream to the skin after trimming.
3. Do not use a facial mask within 12 hours after facial trimming.

12 Month Warranty

Thank you for your purchase from Kmart.

Kmart Australia Ltd warrants your new product to be free from defects in materials and workmanship for the period stated above, from the date of purchase, provided that the product is used in accordance with accompanying recommendations or instructions where provided. warranty is in addition to your rights under the Australian Consumer Law.

Kmart will provide you with your choice of a refund, repair or exchange (where possible) for this product if it becomes defective within the warranty period. Kmart will bear the reasonable expense of claiming the warranty. This warranty will no longer apply where the defect is a result of alteration, accident, misuse, abuse or neglect.

Please retain your receipt as proof of purchase and contact our Customer Service Centre on 1800 124 125 (Australia) or 0800 945 995 (New Zealand) or alternatively, via Customer Help at Kmart.com.au for any difficulties with your product. Warranty claims and claims for expense incurred in returning this product can be addressed to our Customer Service Centre at 690 Springvale Rd, Mulgrave Vic 3170.

Our goods come with guarantees that cannot be excluded under the Australian Consumer Law. You are entitled to a replacement or refund for a major failure and compensation for any other reasonably foreseeable loss or damage. You are also entitled to have the goods repaired or replaced if the goods fail to be of acceptable quality and the failure does not amount to a major failure.

For New Zealand customers, this warranty is in addition to statutory rights observed under New Zealand legislation.