

Assembly Instructions

K: 43323074 / T: 68780265 WALL COAT HOOK

Please read instructions carefully. Be sure you have all parts before you begin to assemble.

Attention:

-Once the product is assembled all fittings should be fully tightened.

-We recommend a periodic check on all fixing points to make sure they remain fully tightened.

This package contains small parts and sharp points, keep away from children and babies until assembly is complete.

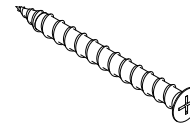
Max safe load limit: 2kg.



A. x1

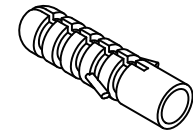


B. x6



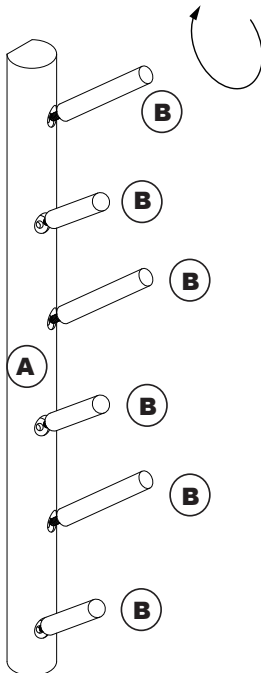
3.5x40mm

C. x2



D. x2

STEP 1



STEP 2

C - x 2 D - x 2

