

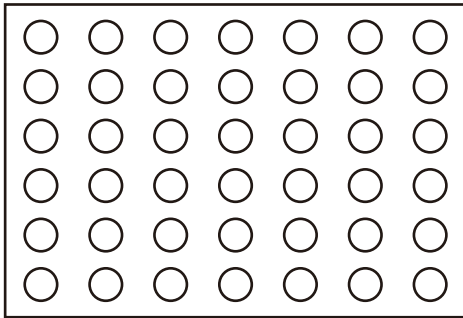
WOODEN LINE UP FOUR

Keycode: 43302208


WARNING

- CHOKING HAZARD, small parts. Not suitable for children under three years.
- Adult Assembly Required.

Part List



Game frame
A x 1pc



Frame leg
B x 2pcs



Crossbar
C x 1pc



Blue chip
D x 21pcs



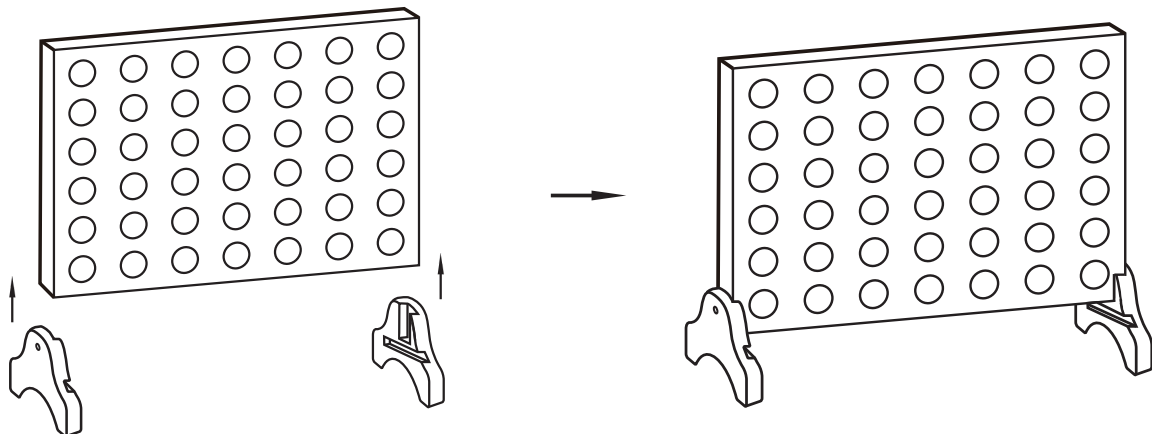
Cyan chip
E x 21pcs



Bolt
F x 2pcs

Assembly Instruction

Step 1. Thread the game frame (Part A) through the vertical groove of frame leg (Part B) at the two sides to set up the game. There is a nut at the bottom side of one end to be fitted to the bolt.

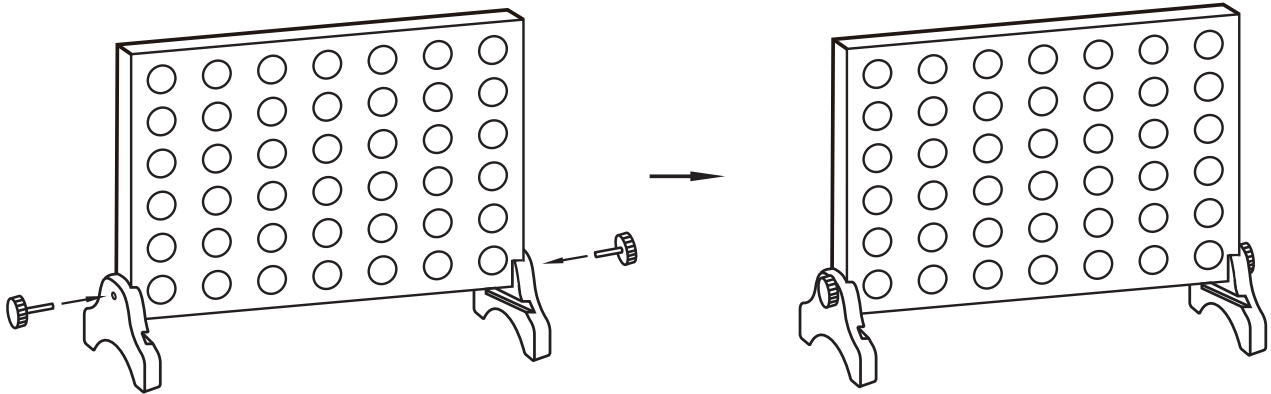


JUMBO LINE UP FOUR

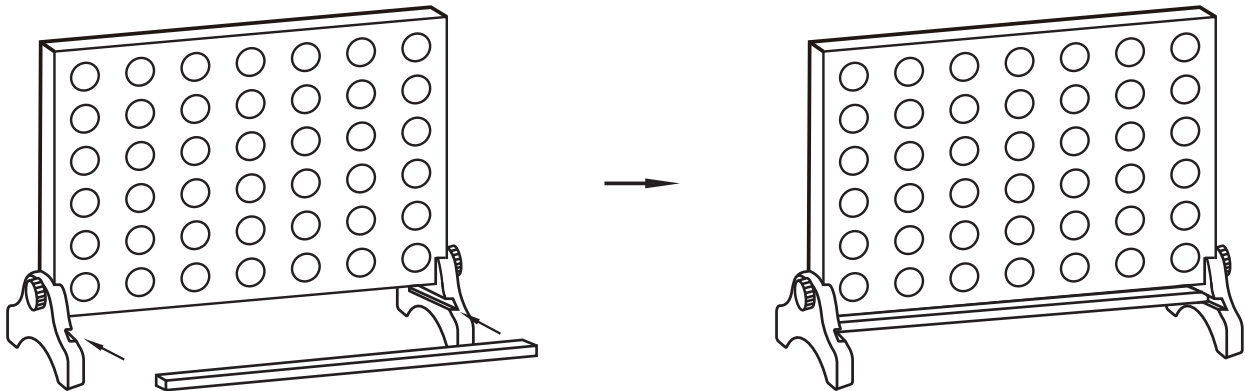
Keycode: 43302208

Assembly Instruction

Step 2. Screw the bolt (Part F) into the nut at the two sides to connect game frame & frame leg.



Step 3. Put crossbar (Part C) at the bottom of game frame through the horizontal groove of frame leg, then the game is ready to commence playing.



Game rule

1. This is a puzzle game. Suitable to be played by children.
2. There are blue & cyan chips for two players. The player with blue chips begins the first game.
3. Each player takes chips in turn to put into the hole of the game frame from the bottom line.
4. To win the game: get four blue or cyan chips in a row successfully either horizontally, vertically or diagonally.
5. The game ends in a stalemate if all the 42 chips are put inside the game frame and not in a row.
6. To restart the game, you just need to draw out the crossbar from the bottom of the game frame, then all the chips will fall out.

FOR AU / NZ: IMPORTED FOR KMART
STORES IN AUSTRALIA AND NEW ZEALAND.

Made in China