

6+ YEARS



RC SPIDER-MAN STUNT CAR

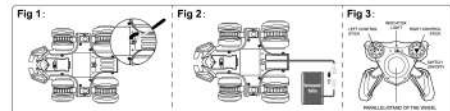
INSTALLING BATTERIES IN THE TRANSMITTER:

- 1 - Unscrew the screw to open the battery cover.
- 2 - Insert 2 x 1.5V AA batteries with correct + and - polarities.
- 3 - Close the cover.



INSTALLING THE VEHICLE BATTERY:

- 1 - Loosen the screw to open the battery cover.
- 2 - As shown in figure, remove the battery cover, connect the rechargeable battery pack with connector and close the battery cover.



HOW TO CHARGE:

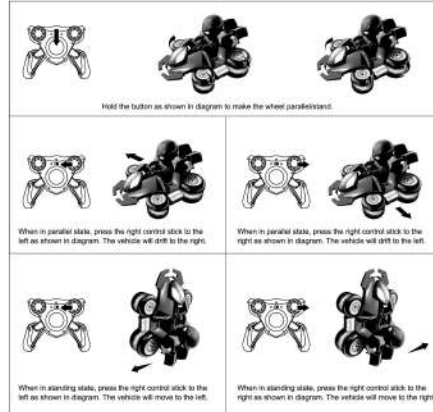
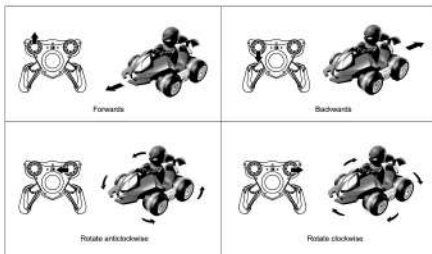
Attention: Do not charge battery immediately after each play, let the battery cool down for a while.

- 1 - Loosen the screw to open the battery cover.
- 2 - Separate the rechargeable battery pack from connector.
- 3 - Connect the USB charging cable with rechargeable battery first. (The battery connector will only fit in one way, do not force the connectors together), then plug the USB charging cable into a USB port. The red LED light on the USB charging cable will light up and will be solid when charging.
- 4 - The green LED light will light up and will be solid after it has finished charging. Disconnect the USB charging cable from the USB port and then disconnect the rechargeable battery with USB charging cable.



HOW TO USE SIMULTANEOUSLY:

- 1 - Turn on the vehicle first and then turn on the transmitter.
- 2 - Press the forward button of the transmitter to match the vehicle.
- 3 - When the vehicle is landing, that means they are matched.
- 4 - If you have more than two vehicles, please pair one by one. When the second vehicle is pairing, please always keep the first vehicle and transmitter on.
- 5 - Please turn off both the vehicle and transmitter and re-start all pairing processes if you are changing to play with another 2.4GHz transmitter.



WARNING: THE TOY IS ONLY TO BE CONNECTED TO CLASS II EQUIPMENT LEAVING THE SYMBOLS ON.

WARNING: EXHAUSTED BATTERIES ARE TO BE REMOVED FROM THE TOY.

WARNING: FOR THE PURPOSES OF RECHARGING THE BATTERY (ONLY USE THE RECHARGEABLE SUPPLY PROVIDED WITH THE TOY).

WARNING: THIS TOY PRODUCES FLASHES THAT MAY FROZE CHILDREN IN SHARPER MOMENTS.

WARNING: CHARGING HAZARD-SMALL PARTS, NOT SUITABLE FOR CHILDREN UNDER 3 YEARS.

WARNING: THE BATTERY CHARGER USED WITH THE SELECTING TOY SHALL BE REGULARLY EXAMINED FOR DAMAGE TO THE SUPPLY CORDS, PLUGS, ENCLOSURE OR OTHER PARTS, AND IN THE EVENT OF DAMAGE, IT SHALL NOT BE USED UNTIL THE DAMAGE HAS BEEN REPAIRED.

WARNING: BATTERIES ARE TO BE INSERTED WITH THE CORRECT POLARITY (+ AND -) DO NOT USE DIFFERENT TYPES OF BATTERIES OR NEW AND USED ON TOYS. NEW RECHARGEABLE BATTERIES ARE NOT TO BE RECHARGED. RECHARGEABLE BATTERIES ARE ONLY TO BE CHARGED UNDER ADULT SUPERVISION. THE SUPPLY TERMINALS ARE NOT TO BE SHORT-CIRCUITED. REMOVE BATTERIES FROM THE TOY IMMEDIATELY IN CASE OF OVERHEATING OR WHEN BATTERIES BECOME DISCHARGED. BATTERY REINSTALLATION BY AN ADULT IS REQUIRED. DISPOSE OF BATTERIES RESPONSIBLY. DO NOT DISPOSE OF IN FIRE.

KEYCODE: 43231812

PERFORMANCE TIPS: DO NOT DRIVE THE WHEELS THROUGH WATER. DO NOT DRIVE THE VEHICLE INTO ANY HARD OBJECT. PRODUCT MAY SWAY FROM THE BRACE SHOWN.

PLEASE KEEP PACKAGING FOR FUTURE REFERENCE. READ THE INSTRUCTIONS BEFORE OPERATING THE PRODUCT. THE INSTRUCTION SHEET MUST BE RETAINED SINCE IT CONTAINS IMPORTANT INFORMATION.

WARNING: CHARGING HAZARD-SMALL PARTS, NOT SUITABLE FOR CHILDREN UNDER 3 YEARS.

WARNING: THE BATTERY CHARGER USED WITH THE SELECTING TOY SHALL BE REGULARLY EXAMINED FOR DAMAGE TO THE SUPPLY CORDS, PLUGS, ENCLOSURE OR OTHER PARTS, AND IN THE EVENT OF DAMAGE, IT SHALL NOT BE USED UNTIL THE DAMAGE HAS BEEN REPAIRED.

WARNING: BATTERIES ARE TO BE INSERTED WITH THE CORRECT POLARITY (+ AND -) DO NOT USE DIFFERENT TYPES OF BATTERIES OR NEW AND USED ON TOYS. NEW RECHARGEABLE BATTERIES ARE NOT TO BE RECHARGED. RECHARGEABLE BATTERIES ARE ONLY TO BE CHARGED UNDER ADULT SUPERVISION. THE SUPPLY TERMINALS ARE NOT TO BE SHORT-CIRCUITED. REMOVE BATTERIES FROM THE TOY IMMEDIATELY IN CASE OF OVERHEATING OR WHEN BATTERIES BECOME DISCHARGED. BATTERY REINSTALLATION BY AN ADULT IS REQUIRED. DISPOSE OF BATTERIES RESPONSIBLY. DO NOT DISPOSE OF IN FIRE.

