

# INSTRUCTION MANUAL

## 43187157

[KMT085]

43187157\_MAN\_Karaoke Speaker  
with Mic diecut with inner tray

1

Artwork Proof Date: 04.05.2022  
Number of artboards: 1

### PAPER:

80gsm  
Bright white uncoated paper

### PRINT COLOURS:

BLACK

C:0 M:0  
Y:0 K:100

### PRINT FINISH:

Double sided  
Single fold  
148.5 x 210 Folded Size



CHANGE LOG CREST INTERNAL USE ONLY

ARTWORK SHOULD NOT BE AMENDED WITHOUT PRIOR AGREEMENT FROM CREST.  
ALL ARTWORK MUST BE APPROVED BY CREST PRIOR TO MASS PRODUCTION.

IF THERE ARE QUERIES ABOUT THIS ARTWORK PLEASE CONTACT:  
EMAIL: design@crest.com.au

THANK-YOU.

 © The Crest Company 2022. All rights reserved.

# anko

## Karaoke Speaker with Mic Operating Instructions



Please read user manual carefully before use

Includes:

- › Bluetooth® karaoke speaker x 1
- › 3.5mm AUX-in cable x 1
- › wired microphone x 1
- › micro USB charging cable x 1
- › user manual x1



43-187-157

Bluetooth name is KM43187157

### Specification:

Model No: 43187157  
Bluetooth Paring Name: KM43187157  
Bluetooth Version: V5.1  
Bluetooth Working Distance: 10 Meters  
Driver Size: 4" X 1  
Power Output: 5W  
Frequency Response: 100Hz - 20kHz  
Powered by rechargeable battery

### 12 month warranty

Thank you for your purchase from Kmart.

Kmart Australia Ltd warrants your new product to be free from defects in materials and workmanship for the period stated above, from the date of purchase, provided that the product is used in accordance with the accompanying recommendations or instructions where provided. This warranty is in addition to your rights under the Australian Consumer Law.

Kmart will provide you with your choice of a refund, repair or exchange (where possible) for this product if it becomes defective within the warranty period. Kmart will bear the reasonable expense of claiming the warranty. This warranty will no longer apply where the defect is a result of alteration, accident, misuse, abuse or neglect.

Please retain your receipt as proof of purchase and contact our Customer Service Centre on **1800 124 125 (Australia)** or **0800 945 995 (New Zealand)** or alternatively, via Customer Help at [kmart.com.au](http://kmart.com.au) for any difficulties with your product. Warranty claims and claims for expense incurred in returning this product can be addressed to our Customer Service Centre at 690 Springvale Rd, Mulgrave Vic 3170.

Our goods come with guarantees that cannot be excluded under the Australian Consumer Law. You are entitled to a replacement or refund for a major failure and compensation for any other reasonably foreseeable loss or damage. You are also entitled to have the goods repaired or replaced if the goods fail to be of acceptable quality and the failure does not amount to a major failure.

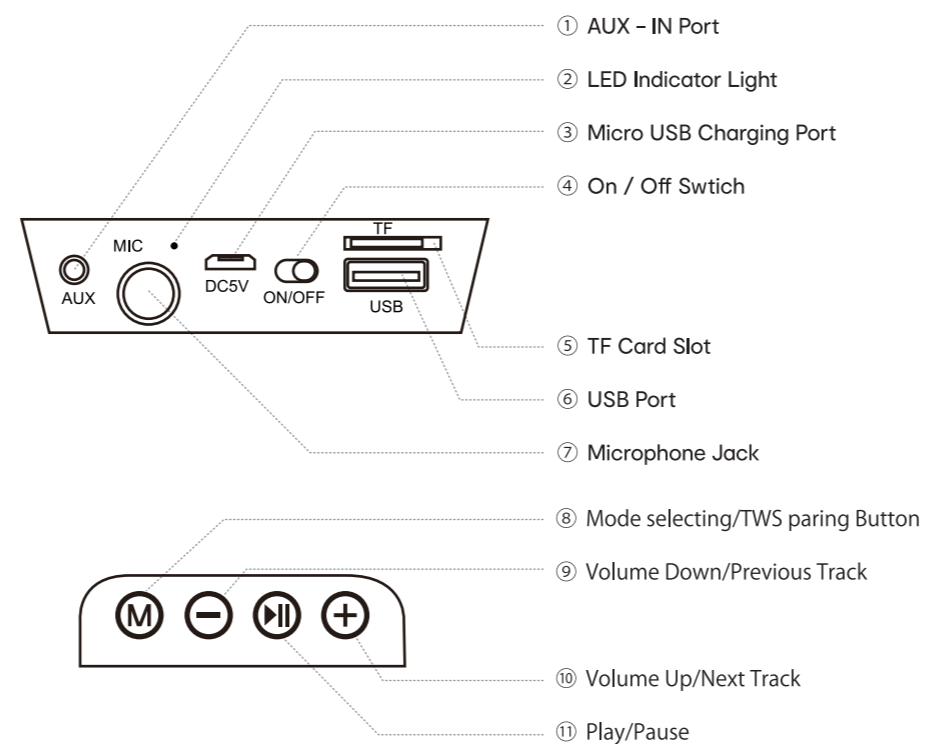
For New Zealand customers, this warranty is in addition to statutory rights observed under New Zealand legislation.

The Bluetooth® word mark and logos are registered trademarks owned by Bluetooth® SIG, Inc., and any use of such marks by KMART AUSTRALIA is under licence.












**WARNING** Do not dispose of unit in fire or water. › Never attempt to disassemble and reassemble. › Waste electrical products should not be disposed of with household waste, please recycle where facilities exist. › Check with your local authority for recycle advice. › Keep your device and all accessories out of the reach of children and animals. › Small parts may cause choking or serious injury if swallowed. › Avoid exposing your device to very cold or very hot temperatures (below 0°C or above 45°C). › Extreme temperatures can cause deforming of the device and reduce the charging capacity and life of your device. › Do not allow your device to get wet—liquids can cause serious damage. › Do not handle your device with wet hands.

### Function overview:



### How to use this Speaker

#### Function Operation

Pause	Press  button
Play	Press  button
LED ON/OFF	Press and hold  button
Next Track	Press  button to skip the track
Previous Track	Press  button to skip the track
Volume Up	Press and hold  button to increase volume
Volume Down	Press and hold  button to decrease volume
Power On/OFF	Switch  button
TWS Paring	Press and hold  button

#### Bluetooth Paring:

- › Speaker enters Bluetooth pairing mode by default when switched on, ② LED indicator light flash in blue, indicating it is ready to pair with a Bluetooth device
- › In the Bluetooth menu on the media device, search for "KM43187157" and connect. Type Password "0000" or "1234" if password requested.
- › You will hear a prompt sound once the speaker is connected successfully. Indicator light in solid blue.

#### AUX Function:

- › Use a 3.5mm audio cable to connect your device through the ① AUX-IN port. Choose the music from your media device and play.

#### TF Card Function:

- › Insert a TF card (up to 16G) into the ⑤ TF card slot, the speaker will play sound track automatically from the TF card.

#### USB Driver Function:

- › Insert a USB disk (up to 32G) into the ⑥ USB port, the speaker will play sound track automatically from the USB disk.

#### Microphone Function:

- › Insert the wired microphone into ⑦ microphone jack and switch on the wired Mic. You can start to use Mic.

#### TWS Paring:

- › Press and hold ⑧ **M** button to for TWS pairing, you will hear prompt sound once paired successfully. Press and hold ⑧ **M** button to cancel TWS pairing.

#### Charging:

- › This speaker is powered by a rechargeable battery. Please use provided micro-USB cable for charging.
- › Plug the micro-USB cable end to the unit and the other USB A end into a wall charger or other 5V charging devices.

#### LED light ON/OFF

- › Press and hold ⑪ Play/Pause button to turn on/off LED light.