

# User Guide

**Product Details**

File name: 5107\_MAN\_43157174\_v  
Artwork Proof Date: 22.02.2022

**Printing Details**

Print Colours: **BLACK**  
Do Not Print: **Dieline, Info**

**Special Instructions**


Please use 80gsm bright white paper.

不要在原圖設計作任何修改

ARTWORK SHOULD NOT BE AMENDED  
WITHOUT PRIOR AGREEMENT FROM CREST.  
ALL ARTWORK MUST BE APPROVED BY  
CREST PRIOR TO MASS PRODUCTION.  
THANK-YOU.

IF THERE ARE QUERIES ABOUT THIS ARTWORK PLEASE CONTACT:  
EMAIL: design@crest.com.au

© The Crest Company 2022. All rights reserved.



**CHANGE LOG CREST INTERNAL USE ONLY**

V

12 month warranty

Thank you for your purchase from Kmart.

Kmart Australia Ltd warrants your new product to be free from defects in materials and workmanship for the period stated above, from the date of purchase, provided that the product is used in accordance with the accompanying recommendations or instructions where provided. This warranty is in addition to your rights under the Australian Consumer Law.

Kmart will provide you with your choice of a refund, repair or exchange (where possible) for this product if it becomes defective within the warranty period. Kmart will bear the reasonable expense of claiming the warranty. This warranty will no longer apply where the defect is a result of alteration, accident, misuse, abuse or neglect.

Please retain your receipt as proof of purchase and contact our Customer Service Centre on **1800 124 125 (Australia)** or **0800 945 995 (New Zealand)** or alternatively, via Customer Help at **kmart.com.au** for any difficulties with your product. Warranty claims and claims for expense incurred in returning this product can be addressed to our Customer Service Centre at 690 Springvale Rd, Mulgrave VIC 3170.

Our goods come with guarantees that cannot be excluded under the Australian Consumer Law. You are entitled to a replacement or refund for a major failure and compensation for any other reasonably foreseeable loss or damage. You are also entitled to have the goods repaired or replaced if the goods fail to be of acceptable quality and the failure does not amount to a major failure.

For New Zealand customers, this warranty is in addition to statutory rights observed under New Zealand legislation.

1692/2

anko

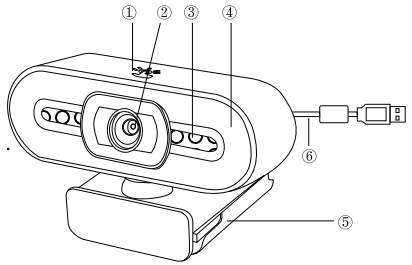
Web Camera 2K  
with Ring Light  
Operating instructions

- Includes:
- › webcam
  - › user manual



43-157-174

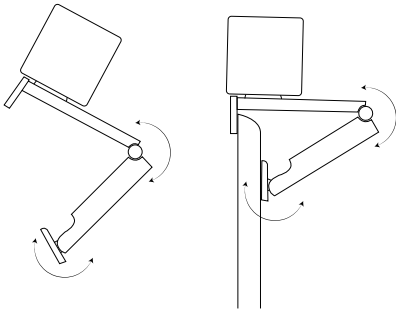
Function Overview




- ① LED light Touch Control
- ② Glasses Lens
- ③ Built-in Microphone
- ④ LED Ring Light
- ⑤ Mount Clip
- ⑥ Cable with USB Interface

How to use this Webcam

- › Place webcam on the top edge of display monitor, or a tripod (not included), adjust the webcam to the desired angle by extending the joints of the mount clip. Please make sure the clip is firmly mounted.
- › Connect the webcam to the computer via the USB interface



- › Press ① to switch ring light color: Cool White – Natural white –Warm white



- › Press and hold ① to adjust LED light brightness
- Note: If computer has a built-in camera, it should be disabled from required communication programs then select KC#43157174 as default camera in the program setting.

Specification:

- Model No:** 43157174
- Sensor:** 1/4" inch COMS Sensor
- Resolution:** 2592x1944
- View Angle:** 120°±2°
- Auto focus:** Support
- White Balance:** Auto