




Sit Me Up Deluxe

43063956

Assembly and User Instructions.

Age: 0 months +



IMPORTANT - Please read these instructions fully before use.

These instructions contain important information which will help you get the best from your product and ensure safe and correct assembly, use and maintenance.

Safety and Warnings:

Assembly and User Instructions - Please keep for future reference.

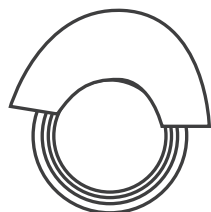
General Safety:

WARNING!

- This product is for supervised use only.
- **NEVER** leave the child unattended.
- Not intended for use in crib or playpen.
- Not suitable for naps or sleeping.
- If your child falls asleep, transfer them to an appropriate crib or cot.
- The safest place for a child to sleep is on their back in a cot free of pillows or soft toys.
- Remove packaging before giving to a child.
- Please retain this information.
- Adult assembly required.
- **DO NOT** use as a life saving device.
- **DO NOT** use in water.
- **DO NOT** use near heat or open flame.
- Always use on a flat surface.
- Do not place the cushion in a sleeping environment.

Parts:

Please check that you have all the parts and fittings listed below:



Playmat and tube cover x 1



Small tube cover x 1



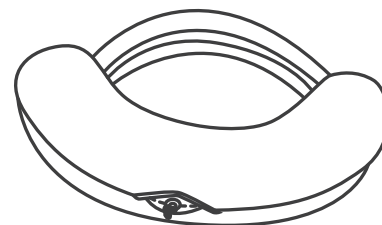
Inflatable tube x 2
Large and small

Assembly:

Step 1

Insert the large inflatable tube inside the large tube cover and inflate until it fits firmly inside.

Important: Inflate the tube after putting the cover on.



Step 2

Insert the small inflatable tube inside the small tube cover and inflate until it fits firmly inside.

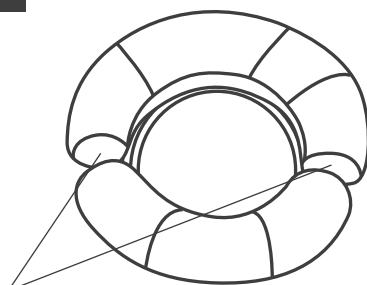
Important: Inflate the tube after putting the cover on.



Assembly:

Step 3

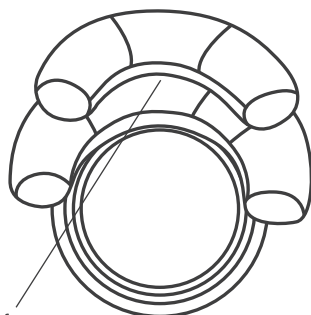
To create the baby nest, attach the two tubes together with the grip fasteners on the ends of the tubes.



Grip fasteners

Step 4

To create the double cushion to support sitting up, attach the small tube to the large tube by aligning up the grip fasteners.



Grip fastener

Care and Maintenance:

Remove inflatable tubes before washing.

Cover: Machine wash cold, gentle cycle. No bleach. Dry flat.

Inflatable tubes: Wipe clean with a damp cloth. Do not machine wash.



Batch: MM/YYYY

If you need help or have damaged or missing parts, do not hesitate to contact us; reachout@euroactiveproducts.com

Made in China for Euroactive H.K. Ltd.
79/ 80 Furze Road, Sandyford Business Estate, Dublin 18., Ireland
International House, 12 Constance Street, London, E16 2DQ, United Kingdom