

# Assembly Instructions

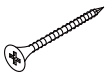





## 43028665-LARGE HOUSE SHAPE SHELVING UNIT

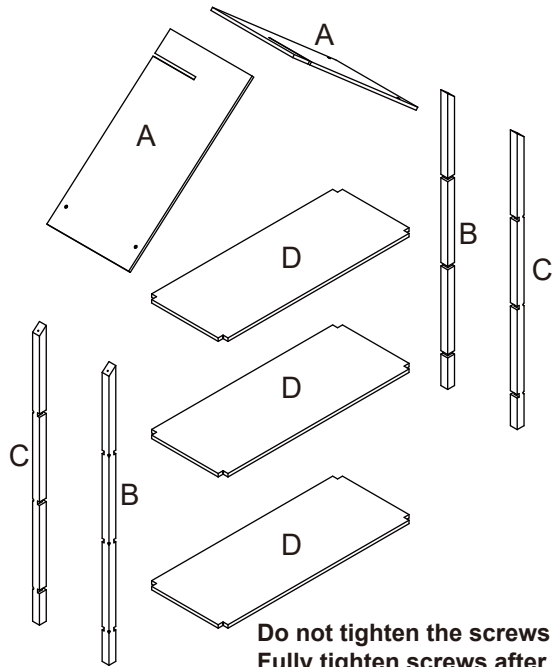
**WARNING:** DO NOT STAND, SIT OR LEAN ON THE UNIT. DO NOT USE THIS UNIT AS A STEP LADDER. ENSURE THIS UNIT IS USED ONLY ON A FLAT SURFACE. DO NOT USE THIS UNIT UNLESS ALL BOLTS AND SCREWS ARE FIRMLY SECURED. DO NOT PLACE HOT OBJECTS SUCH AS COFFEE CUPS DIRECTLY ON THE SURFACE OF THIS FURNITURE ITEM. THIS ITEM IS FOR STORAGE PURPOSE ONLY. FAILURE TO FOLLOW THESE WARNINGS COULD RESULT IN SERIOUS INJURY. CONTAINS SMALL PARTS. IT IS TO BE ASSEMBLED BY AN ADULT.

**CARE INSTRUCTIONS:** WIPE CLEAN WITH A SOFT DAMP CLOTH. NEVER USE SCOURERS, ABRASIVES OR CHEMICAL SOLVENTS. KEEP AWAY FROM MOISTURE AND DIRECT SUNLIGHT. STORE IN A DRY PLACE FOR INDOOR USE ONLY.

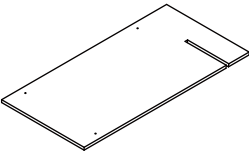
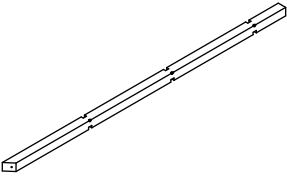
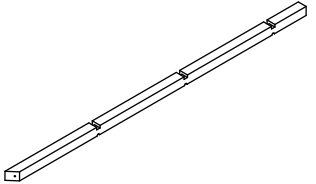
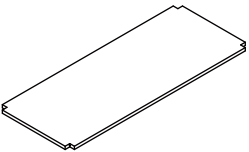
**MAXIMUM TOTAL LOADING WEIGHT:** 5KGS FOR EACH SHELF, 15KGS IN TOTAL.

### Hardware list

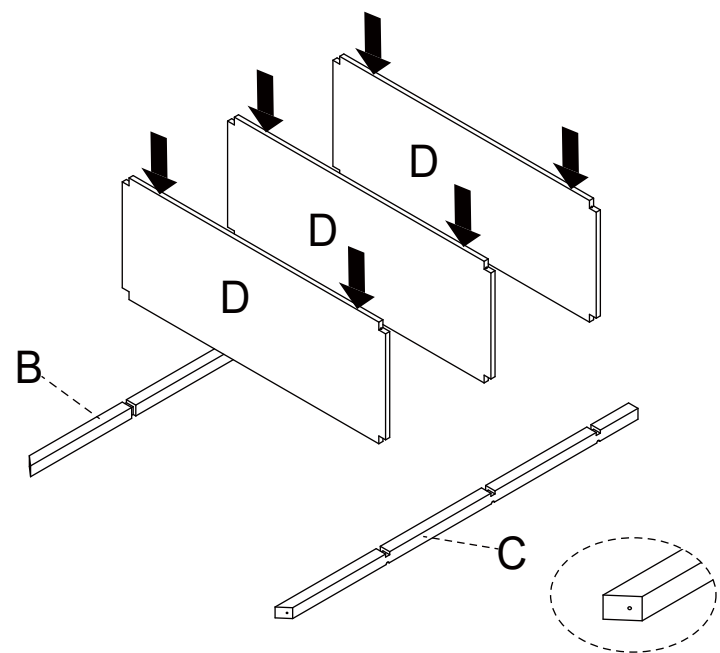
	a	4X45mm	13PCS		f		16PCS
	b	4X25mm	4PCS				
	c	3X10mm	1PC				
	d		1PC				
	e	66X31.5mm	1PC				



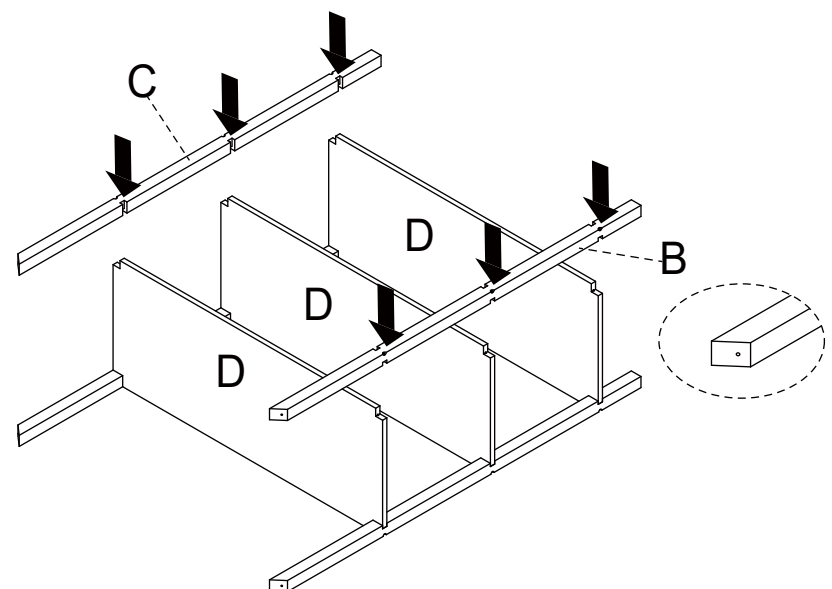
Do not tighten the screws fully during assembly.  
Fully tighten screws after the final assembly steps

								
A	2PCS	B	2 PCS	C	2 PCS			
								
D	3 PCS							

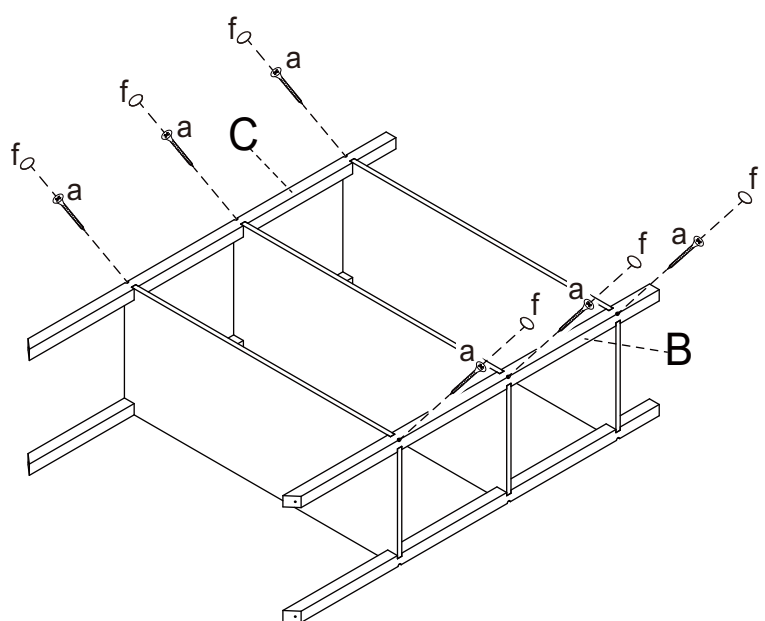

STEP 1



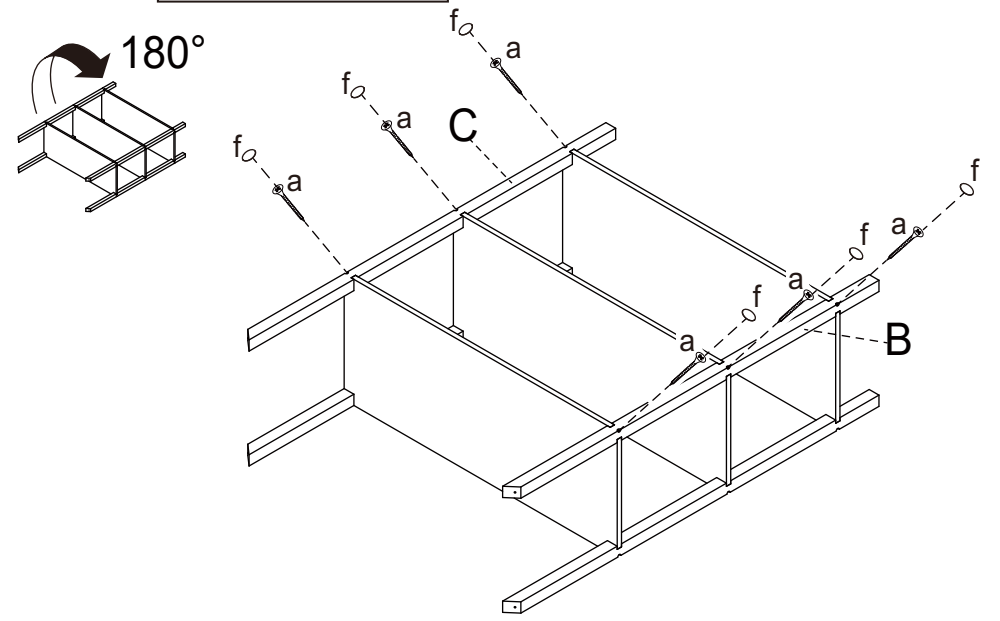
STEP 2



STEP 3

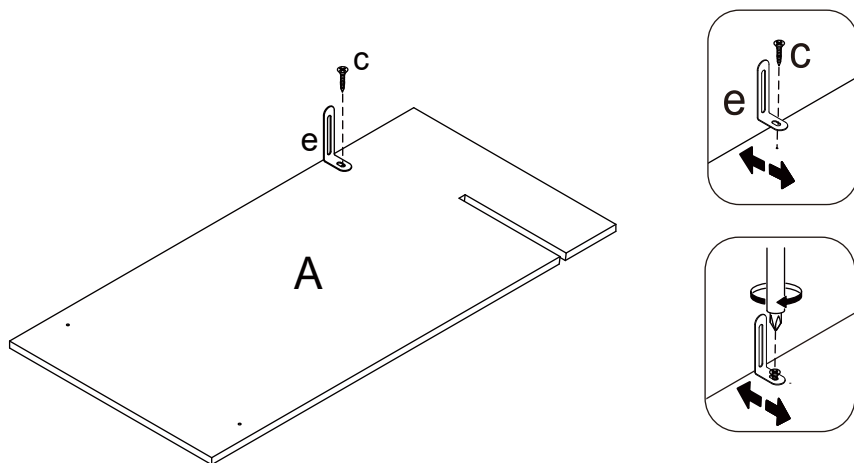


STEP 4

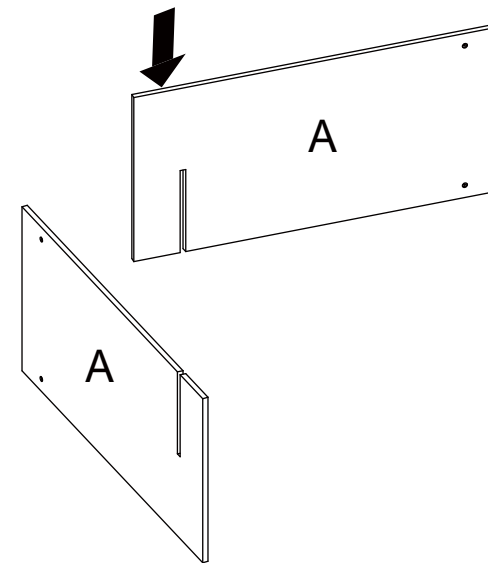


## STEP 5

✳ X1 L X1

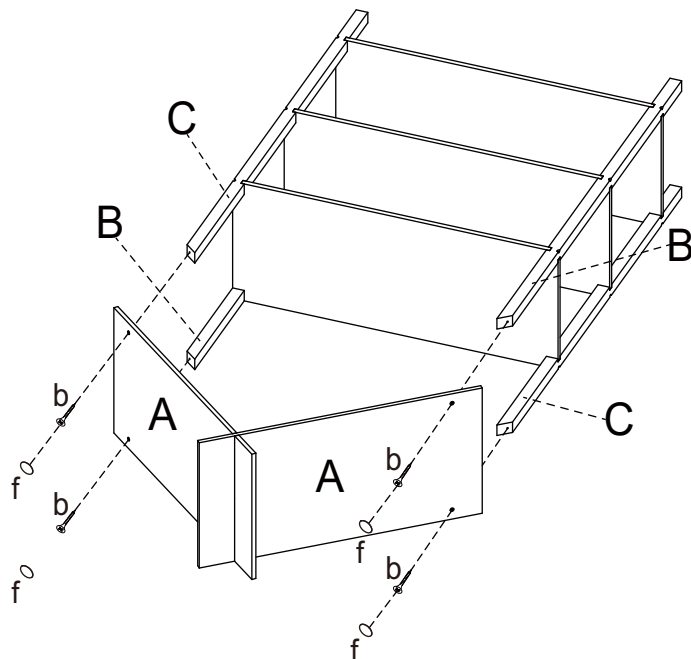


## STEP 6



## STEP 7

✳ X4 ○ X4



## STEP 8

✳ X1 🔧 X1

**USER INSTRUCTION FOR WALL FIXINGS:**  
IT IS STRONGLY RECOMMENDED THAT THIS PRODUCT IS PERMANENTLY FIXED TO THE WALL. PLEASE SEEK PROFESSIONAL ADVICE IF YOU ARE IN DOUBT OF WHAT FIXING DEVICE TO USE. REGULARLY CHECK THAT WALL FIXING ARE SECURELY MAINTAINED. FOR YOUR SAFETY WHEN ATTACHING THE ANCHOR FIXINGS, PLEASE NOTE THE FOLLOWING: CHECK ANY ELECTRICAL WIRES OR PLUMBING INSIDE THE WALL BEFORE DRILLING ANY HOLES (IF YOU ARE UNSURE PLEASE SEEK PROFESSIONAL ADVICE FROM A QUALIFIED TRADESPERSON)



**WARNING:** PLEASE SECURE YOUR FURNITURE WITH THE SUPPLIED WALL FIXING. SCAN THE CODE FOR MORE INFORMATION.

