

21cm

28.5cm


Assembly Instructions

43020713 PLASTIC HANGING SHELVES

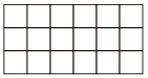
WARNING: THIS PRODUCT CONTAINS SMALL PARTS, KEEP AWAY FROM BABIES AND YOUNG CHILDREN WHILE ASSEMBLING.

ATTENTION: ENSURE PARTS ARE PUSHED TOGETHER SECURELY. FOR INDOOR USE ONLY.

MAXIMUM TOTAL LOADING WEIGHT: 4KG (0.8KG EACH SHELF)



A: 7 PCS



B: 6 PCS

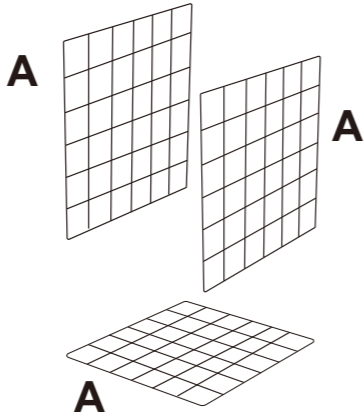


C: 2 PCS

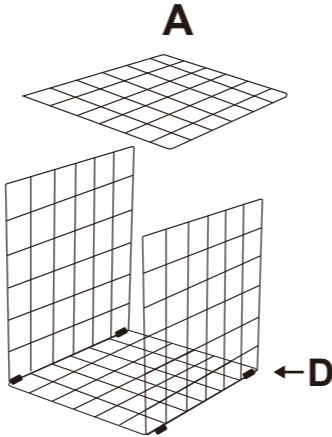


D: 36 PCS

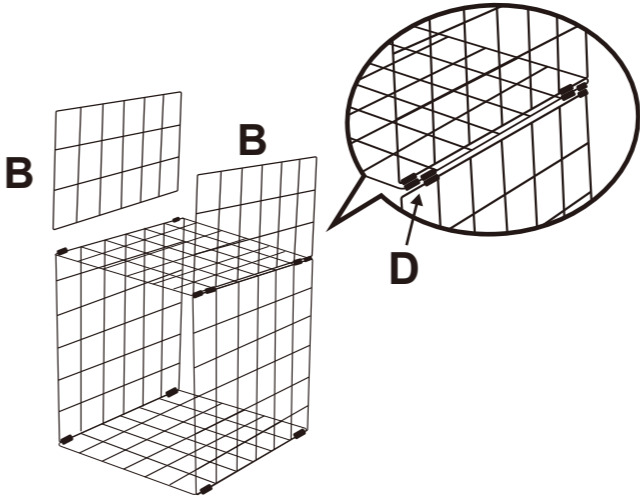
STEP 1



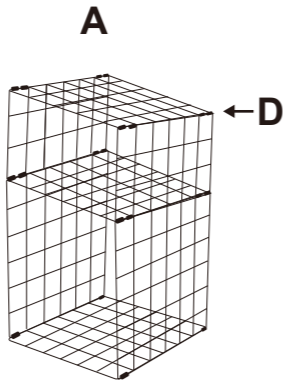
STEP 2



STEP 3



STEP 4



STEP 5

