

Assembly Instruction

CARE INSTRUCTION:

WIPE CLEAN WITH A DAMP CLOTH. DO NOT USE ABRASIVE MATERIALS AND SOLVENTS. CHECK AND TIGHTEN ALL PARTS REGULARLY.

WARNING:

DO NOT USE UMBRELLAS IN HIGH WINDS.

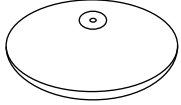




DO NOT USE UMBRELLAS WITH A DIAMETER LARGER THAN 2.5M.

USE ON EVEN SURFACE.

UMBRELLA BASE IS HEAVY. BE CAREFUL WHEN MOVING OR LIFTING. CHECK POLE IS SECURE EVERYTIME BEFORE USE.

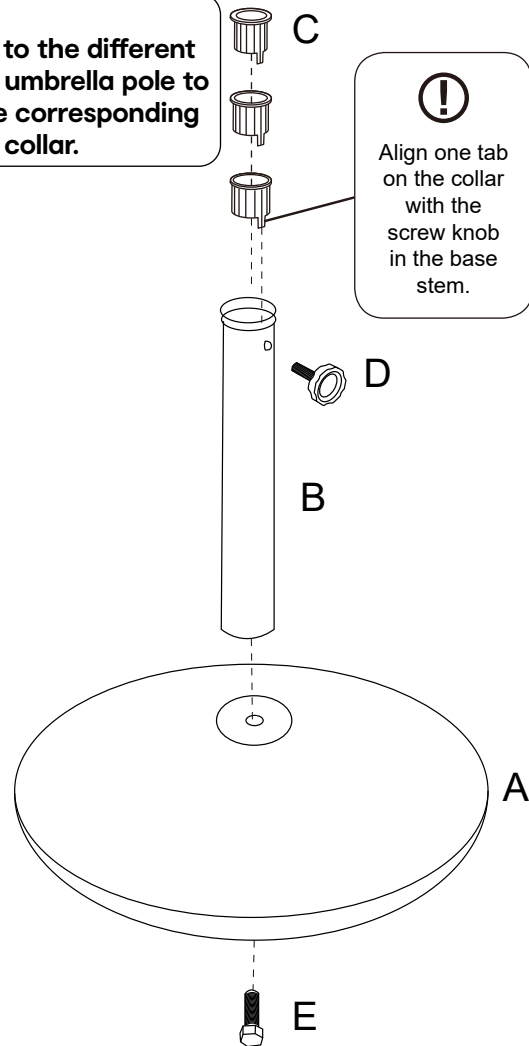
SUITABLE FOR AN UMBRELLA WITH 3.5CM, 3.8CM OR 4.8CM(DIA.) POLE.

Hardware List

A		1PC
B		1PC
C		3PCS
D		1PC
E		1PC

Step 1

Attention:
According to the different size of the umbrella pole to choose the corresponding size of the collar.



Step 2

