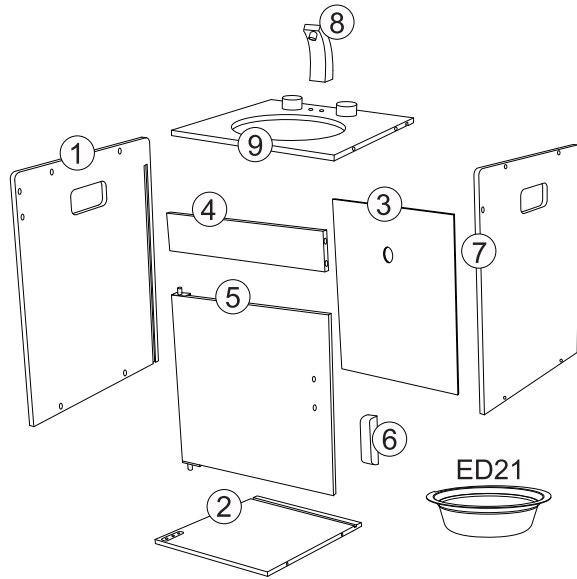


# anko INSTRUCTION MANUAL

## WOODEN SINK

3+  
years

### PARTS LIST



### HARDWARE

A .Yellow large head screw X10



B .Large head screw X2



C .Large head screw X1



D .Small head screw X4



E. X1

F. X1

G. X3

Cross screwdriver  
(not included)



### Assembly Instructions

-Check all components are present before assembling.  
-The toy requires adult assembly.  
-In unassembled state, product contains hardware with functional sharp points.  
Keep unassembled parts out of reach of small children.  
Cross screwdriver(not included) is required for assembly.  
Dispose of all packing materials carefully after assembly.

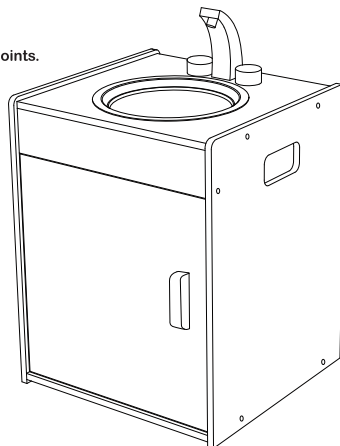
### Maintenance

Inspect the product before assembly and periodically during use.  
Never use this product if there is any loose or missing fasteners,  
points or broken parts.  
Regularly check that all fittings remain tight.Tighten if required.

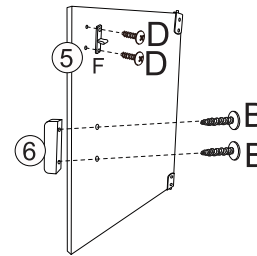
### WARNING

CHOKING HAZARD – SMALL PARTS,  
NOT SUITABLE FOR CHILDREN UNDER 3 YEARS.  
THIS IS A TOY, INTENDED FOR ROLE PLAY ONLY .

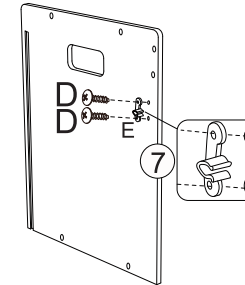
Keycode: 42934547  
MADE IN CHINA  
© KMART AUSTRALIA LIMITED



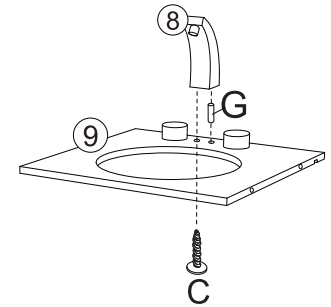
### STEP 1



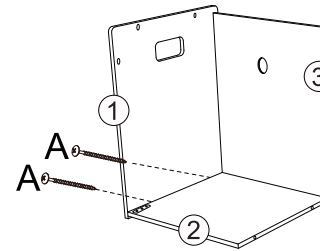
### STEP 2



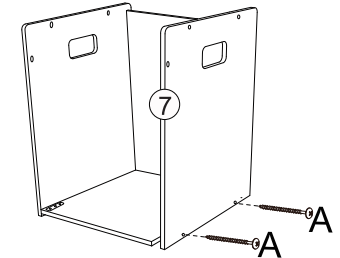
### STEP 3



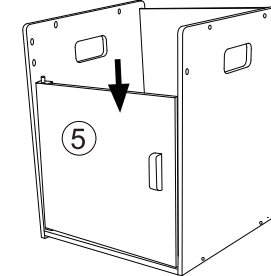
### STEP 4



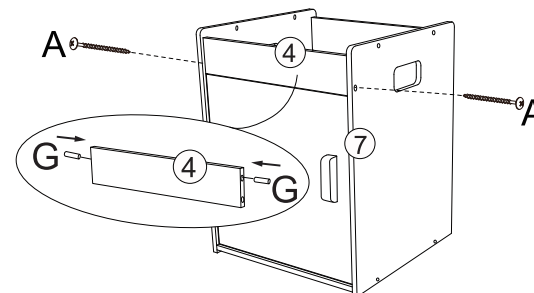
### STEP 5



### STEP 6



### STEP 7



### STEP 8

