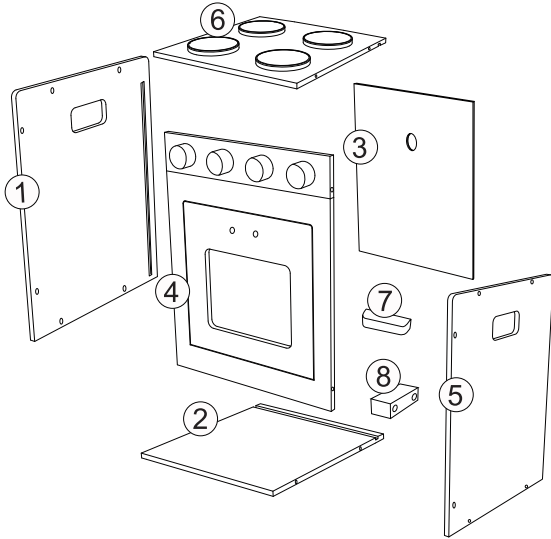


anko INSTRUCTION MANUAL

WOODEN OVEN

3+
years

PARTS LIST



HARDWARE

A .Yellow large head screw X12



B .Large head screw X2



C .Large head screw X2




D .Small head screw X4

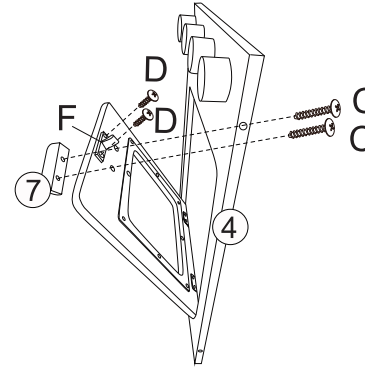


E.  X1

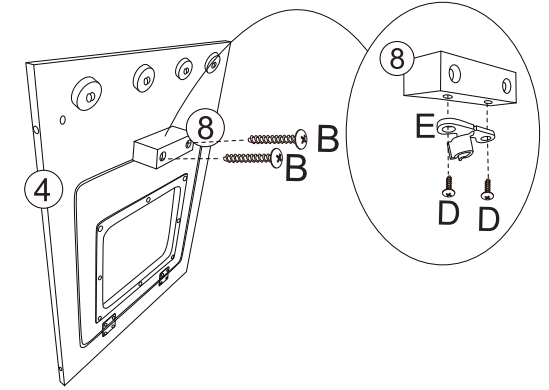
F.  X1

Cross screwdriver (not included) 

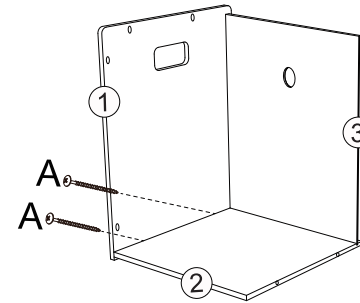
STEP 1



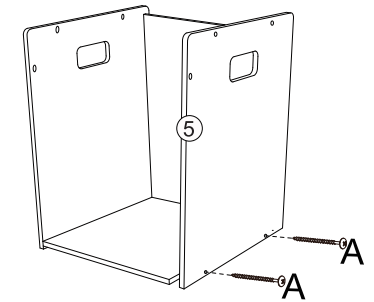
STEP 2



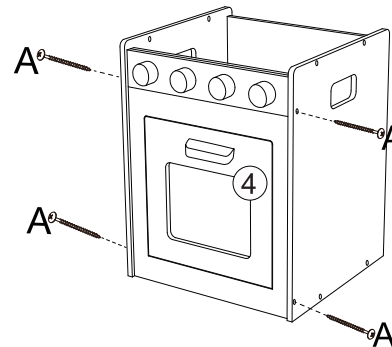
STEP 3



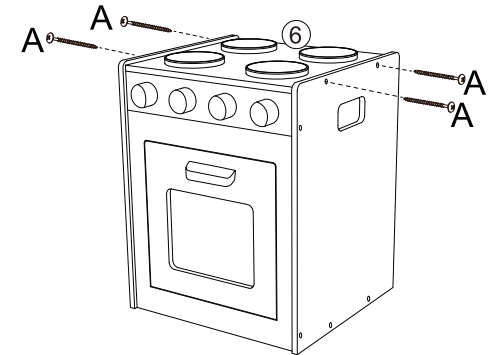
STEP 4



STEP 5



STEP 6



WARNING: CHOKING HAZARD – SMALL PARTS,
NOT SUITABLE FOR CHILDREN UNDER 3 YEARS.

CAUTION: ADULT ASSEMBLY IS REQUIRED.
UNASSEMBLED PARTS CONTAIN SCREWS AND
WITH FUNCTIONAL SHARP POINTS,
PLEASE KEEP UNASSEMBLED PARTS AWAY FROM SMALL CHILDREN.

CAUTION: PLEASE CHECK CONDITION OF ITEM REGULARLY,
AS SCREWS MAY LOOSEN WITH USE OVER TIME.
TIGHTEN SCREW FITTINGS IF NECESSARY.

WARNING: DO NOT STAND OR SIT ON THE PRODUCT.
DO NOT USE AS A STEP LADDER. FAILURE TO FOLLOW
THESE WARNINGS COULD RESULT IN SERIOUS INJURY.
THIS IS A TOY, INTENDED FOR ROLE PLAY ONLY.

Keycode: 42934530
MADE IN CHINA
© KMART AUSTRALIA LIMITED

