

INFLATABLE BOXING TRAINING BUOY ADULT

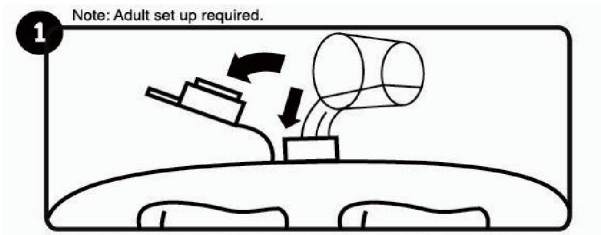
Keycode: 42891512

Parts included:

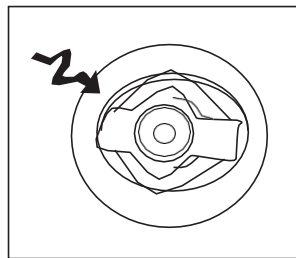
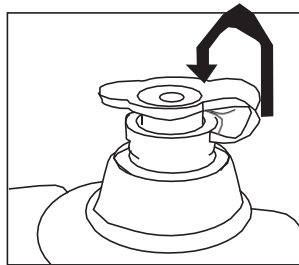
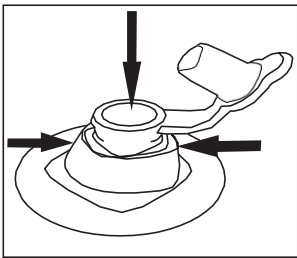
- . Inflatable boxing training buoy x 1 piece
- . Repair patch x 1piece

User Guideline

1. This product is suitable for indoor use. Before using the product, please make sure it is set up on a floor covering that is clean and free of any sharp objects.
2. Base needs to be filled with water first and inflated with air later. Fill base with water first. Base should be filled with 40-50% water through the water valve, then inflate the rest with air through the air valve.



3. To inflate: Open the air valve then use an air pump (not included) to inflate and close the valve quickly. Make sure you do not over-inflate the item. Do not use high pressure pump to inflate.
4. After inflation, remove the pump nozzle from the hole and fully insert the plastic plug. Make sure the plug is secured tightly before use.



5. To deflate: Pull out the stopper then squeeze the valve direction.

Repairing Guideline

If there is a hole or damage to the outer surface, please use the repair patch provided.

1. Completely deflate and drain the product.
2. Clean and dry the damaged area.
3. Carefully peel patch. Press patch over the area to be repaired.
4. Wait 20 minutes before inflation.

Warning:

- . Do not to be used as a flotation device.
- . This item is not suitable for use outdoors.
- . Suitable user age: 10 years old and above.
- . Place the product on a level surface at least 2 meters from any structure or obstruction such as a fence, garage, house, overhanging branches, laundry lines or electrical wires.
- . Do not place on stones, sticks or any sharp objects that may puncture the product.
- . Do not climb or sit on the product.
- . Adult assembly required.
- . Keep away from open flames and heat sources.

Made in China