

Assembly Instructions








MODULAR CUBE UNIT 42884460




CARE INSTRUCTIONS:WIPE CLEAN WITH A DRY CLOTH. DO NOT USE ABRASIVE MATERIALS AND SOLVENTS .DO NOT PLACE HOT ITEMS SUCH AS COFFEE CUPS DIRECTLY ON THE SURFACE. KEEP AWAY FROM WATER AND DIRECT SUNLIGHT. STORE IN A DRY PLACE.FOR DOMESTIC USE ONLY. FOR INDOOR USE ONLY.A MILD ODOUR MAY BE PRESENT WHEN FIRST OPENING THIS CARTON.SIMPLY ALLOW TO AIR OUTSIDE AND THIS WILL FADE.

WARNING: DO NOT STAND OR SIT ON THIS UNIT. DO NOT USE THIS UNIT UNLESS ALL BOLTS AND SCREWS ARE FIRMLY SECURED.DO NOT KNOCK OR DRAG THIS UNIT.USE ONLY ON A FLAT SURFACE.ADULT ASSEMBLY REQUIRED.FAILURE TO FOLLOW THESE WARNINGS COULD RESULT IN SERIOUS INJURY.THIS PACKAGE CONTAINS SMALL PARTS AND SHARP POINTS.KEEP AWAY FROM CHILDREN AND BABIES.**MAXIMUM SAFE LOAD: 3KGS PER SHELF.**

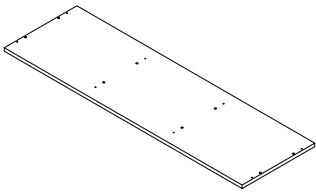
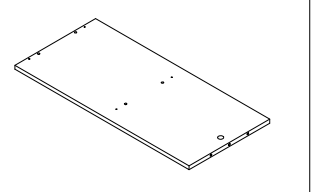
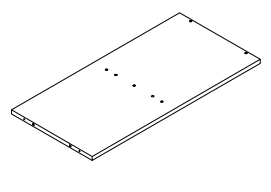
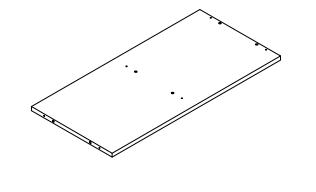
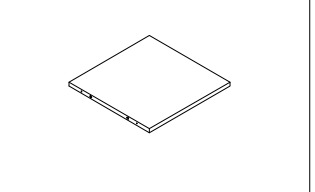
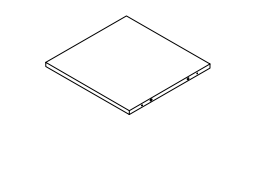
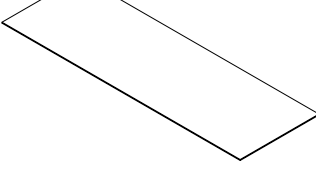
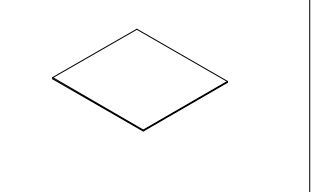
1

Hardware List

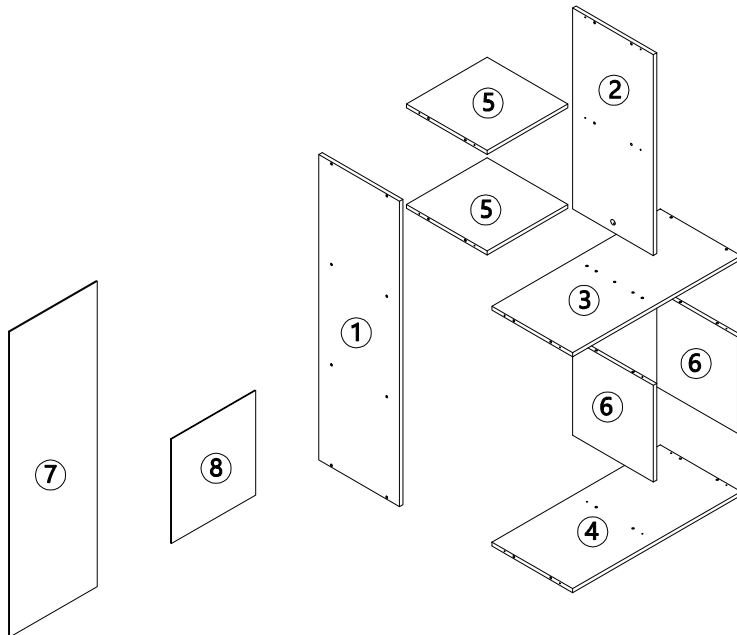
	a	6x35mm	1 pc
	b	15x9.5mm	1 pc
	c	6x30mm	18 pcs
	d	6x50mm	2 pcs
	e	4x35mm	20 pcs
	f	2x16mm	18 pcs
	g	3.5x12mm	14 pcs

	h	4x12mm	1 pc
	i	4x35mm	1 pc
	j	Use it when you buy two products	2Sets

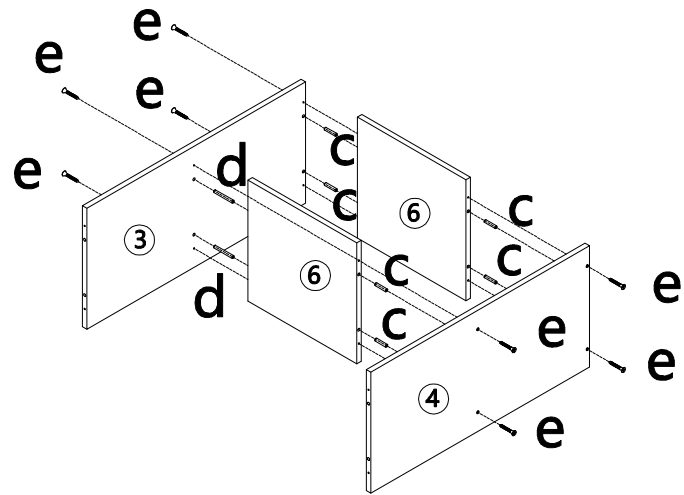
2

		
① 1PC	② 1PC	③ 1PC
		
④ 1PC	⑤ 2PCS	⑥ 2PCS
		
⑦ 1PC	⑧ 1PC	

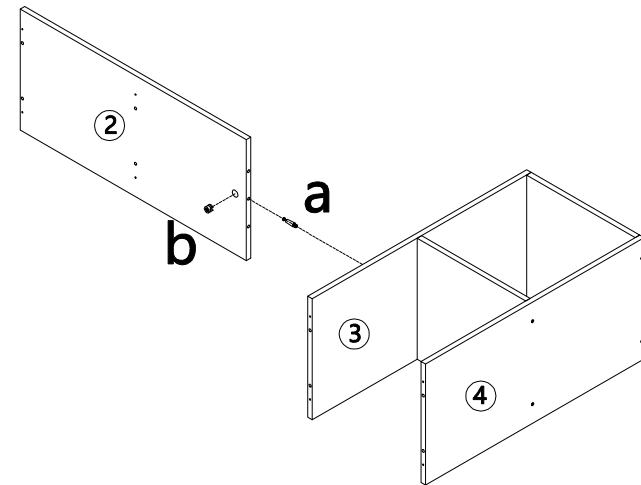
3



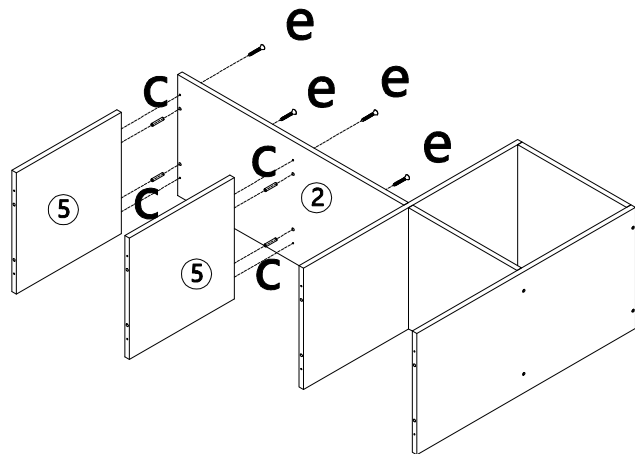
Step 1:



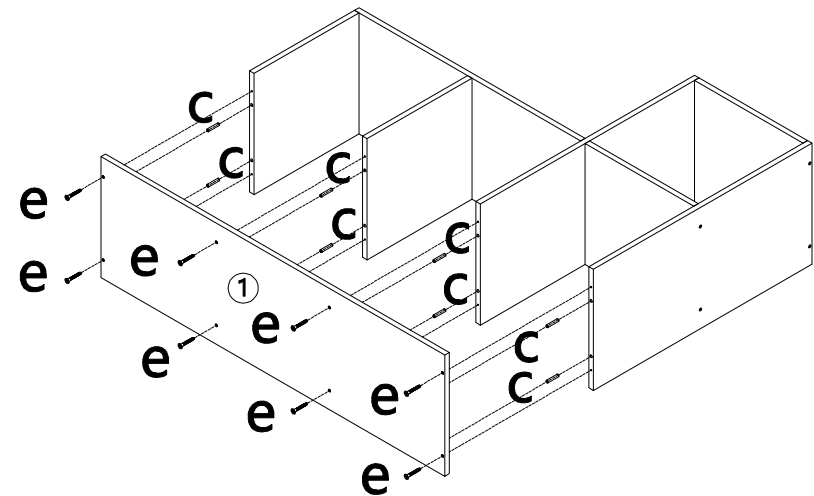
Step 2:



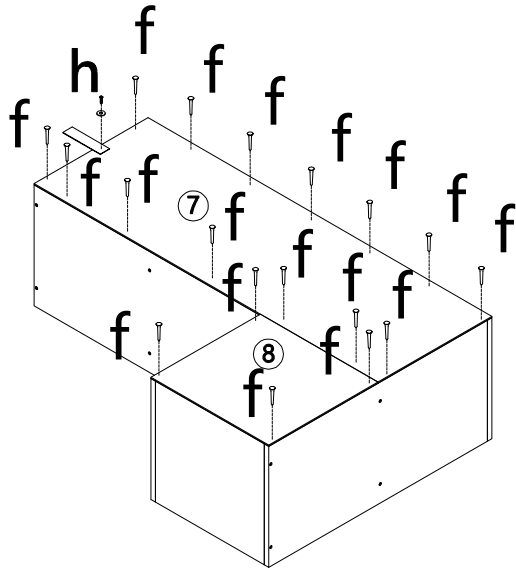
Step 3:



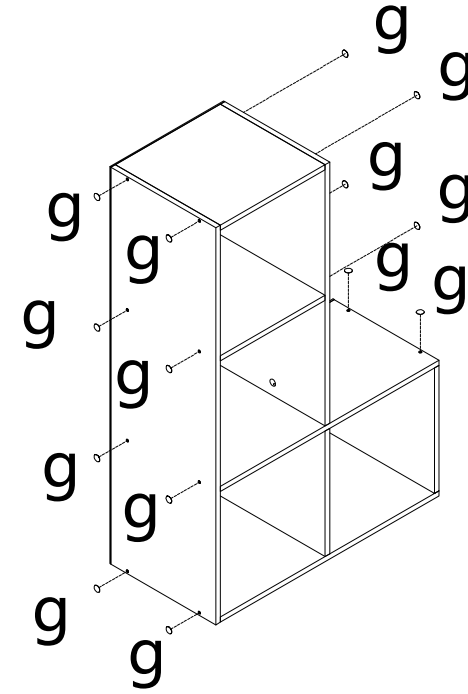
Step 4:



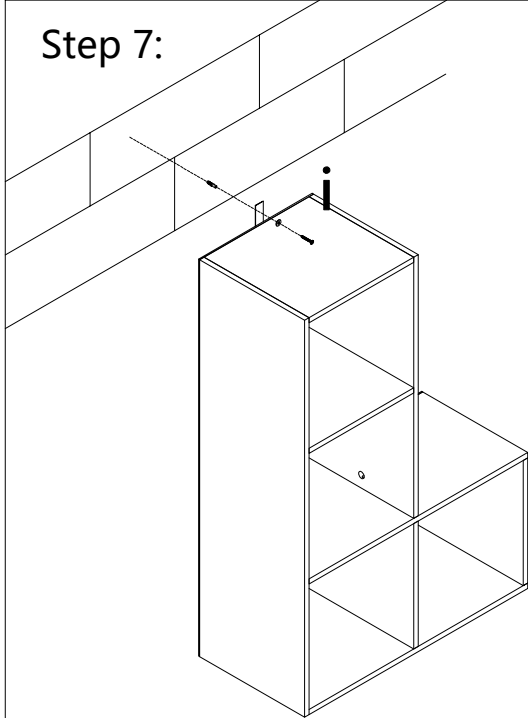
Step 5:



Step 6:



Step 7:



TOPPLING FURNITURE WARNING:

- › It is strongly recommended that this product is permanently fixed to the wall.
 - › Please seek professional advice if you are in doubt of what fixing device to use.
 - › Regularly check that anchors are securely maintained.
 - › Stability of tall items may be affected by thick pile carpet or uneven floors.
 - › Do not place unanchored televisions on furniture.
- Caution:** for your safety when attaching the anchor fixings, please note the following:
- › Check any electrical wires or plumbing inside the wall before drilling any holes (if you are unsure please seek professional advice from a qualified tradesperson)

If you buy two products, you can put them together as shown below.

