

Assembly Instructions










42829492 6 Tier storage Unit Bamboo

WARNING:




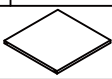




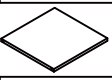
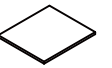
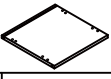



DO NOT KNOCK OR DRAG THIS UNIT. USE ONLY ON A FLAT SURFACE. FAILURE TO FOLLOW THESE WARNINGS COULD RESULT IN SERIOUS INJURY. THIS PACKAGE CONTAINS SMALL PARTS AND SHARP POINTS, KEEP AWAY FROM CHILDREN AND BABIES. 3KG FOR EACH LAYER.

①

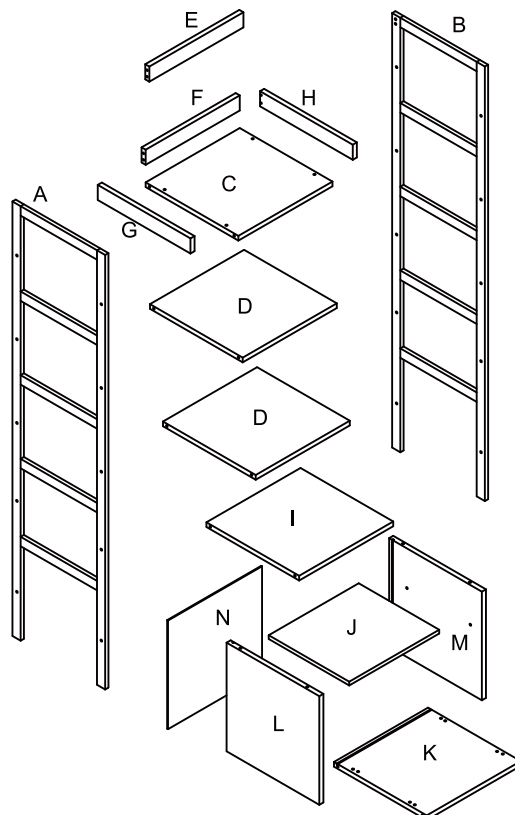
Hardware List

	①	4x60mm	22pcs		⑥	4x10mm	1pc
	②	6x30mm	12pcs		⑦	4x35mm	1pc
	③	4x25mm	10pcs		⑧		1pc
	④		22pcs		⑨		1pc
	⑤		4pcs				

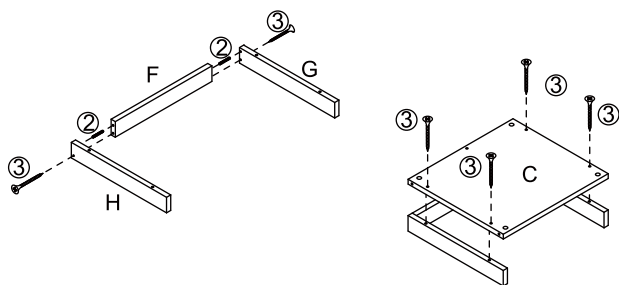
②

		
A 1pc	B 1pc	C 1pc
		
D 2pcs	E 1pc	F 1pc
		
G 1pc	H 1pc	I 1pc
		
J 1pc	K 1pc	L 1pc
		
M 1pc	N 1pc	

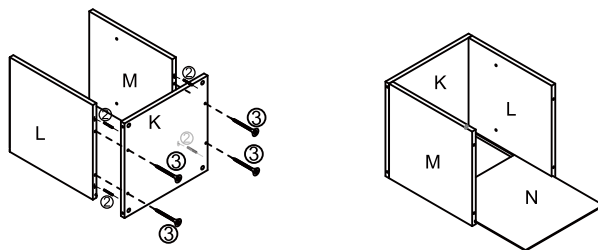
③



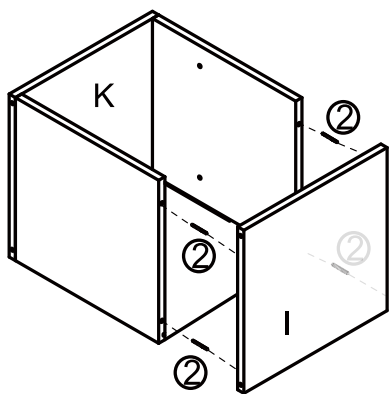
Step:1



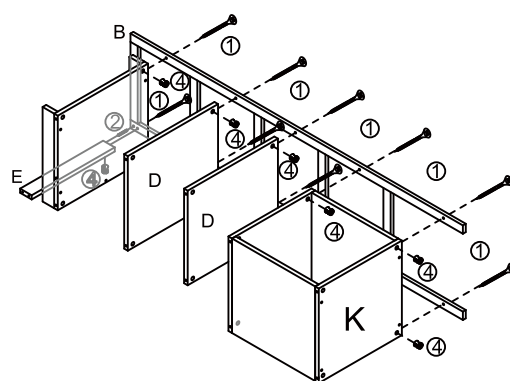
Step:2



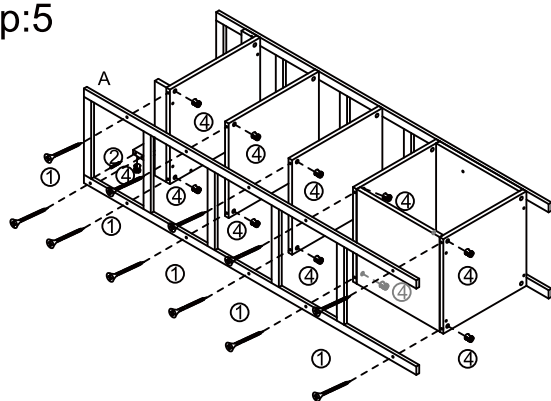
Step:3



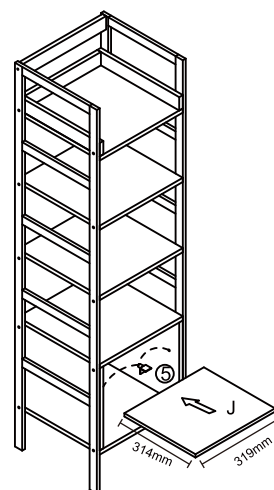
Step:4



Step:5



Step:6



Step:7

USER INSTRUCTIONS FOR WALL FIXINGS: IT IS STRONGLY RECOMMENDED THAT THIS PRODUCT IS PERMANENTLY FIXED TO THE WALL. PLEASE SEEK PROFESSIONAL ADVICE IF YOU ARE IN DOUBT OF WHAT FIXING DEVICE TO USE. REGULARLY CHECK THAT WALL FIXINGS ARE SECURELY MAINTAINED. FOR YOUR SAFETY WHEN ATTACHING THE WALL FIXINGS, PLEASE NOTE THE FOLLOWING: CHECK ANY ELECTRICAL WIRES OR PLUMBING INSIDE THE WALL BEFORE DRILLING ANY HOLES (IF YOU ARE UNSURE PLEASE SEEK PROFESSIONAL ADVICE FROM A QUALIFIED TRADESPERSON)

