

**K** 120\*95mm, 4C+0, 整体过UV, 啤

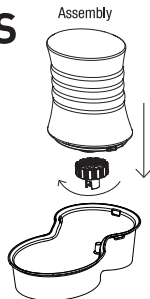
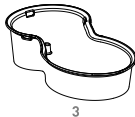
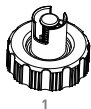
# WATER DISPENSER INSTRUCTIONS

## A. Product Overview

1 Container Cap

2 Water Container

3 Melamine Base



## B. Operation Instructions

1. Open the container cap

2. Fill the water container with water

3. Twist the cap onto the water container to close.  
DO NOT over tighten,

4. Assemble the container onto the melamine base. Ensure the water container is aligned to the melamine base correctly.

