

# anko

## Vibrating Red Light Belt Instruction Manual



AK-VRHB-31

Rev 01

To ensure proper operation of this device, please read this instruction manual carefully before using the device and keep it for further reference.

## IMPORTANT SAFETY INSTRUCTIONS RETAIN FOR FUTURE USE

### WARNINGS

- Consult your doctor prior to using this product if you are pregnant, have a pacemaker, or have any concerns regarding your health.
- **STOP** using the belt and consult your healthcare provider if you experience an adverse reaction from using the belt.
- **STOP** using the belt if you experience symptoms of hypotension (such as dizziness or light-headedness) during use.

### IMPORTANT SAFEGUARDS

- This product is not a medical device.
- This belt is not recommended for use by diabetics.
- **DO NOT** use the belt if you suffer from any photosensitive disorder (sensitivity to light).
- If you are under the care of a healthcare provider, consult them before using this belt.

### ADVERSE REACTION

- If you have any adverse reaction, such as discomfort, skin discoloration, skin irritation, or other concerns, **STOP** using the belt immediately and consult your healthcare provider.

### DEVICE USE WARNINGS

- **STOP** using the belt if it is overheating. Turn off the belt immediately.
- **STOP** using the belt if it feels hot or your skin feels uncomfortably warm.
- **NOT** suitable for use by children.
- Children should be supervised to ensure they do not play with the device.
- Cleaning and charging the belt should not be done by children.
- **DO NOT** use the belt to treat rosacea, moles, warts, open sores, cancerous lesions, or any skin condition.
- **DO NOT** use the belt on spots without pigmentation or areas of skin that have vitiligo.
- **DO NOT** shine the light from the LEDs directly into eyes. This may cause temporary loss of vision.
- **DO NOT** place the belt over any open wounds.
- **DO NOT** use the belt outdoors.
- **DO NOT** drop or insert any object into any openings of the belt.
- **DO NOT** use the belt if it is not working properly or has been dropped or damaged. For warranty and repairs, contact Customer Service.
- **DO NOT** use or store the belt near hot surfaces.

## IMPORTANT SAFETY INSTRUCTIONS RETAIN FOR FUTURE USE

- **DO NOT** charge the belt when it is close to or might come into contact with water.
- **DO NOT** let the belt come into contact with water.
- **DO NOT** store belt in extreme heat or cold (below -5°C or above 55°C).
- **DO NOT** place the belt in direct sunlight.
- **DO NOT** attempt to modify belt in any way. Modifying or opening the belt will void your warranty. This belt contains no serviceable parts.
- **DO NOT** perform maintenance or take apart the product. In case of malfunction or damage, contact Customer Service.
- **DO NOT** use the belt if damaged or if the charging cable is damaged. Inspect the belt and cable before each use.
- **DO NOT** use the belt with non-manufacturer-approved accessories.
- **DO NOT** use solvents or abrasive cleaners on the belt.
- **DO NOT** use the belt in any other way than specified in the manual.
- **DO NOT** use the belt if you have had a recent surgery or other surgical procedures.
- This product should never be used by any individual suffering from any physical ailment that would limit the user's capacity to operate the controls or who has sensory deficiencies.
- **DO NOT** use the belt over a bacterial infection as this may result in the worsening of symptoms.
- **DO NOT** use the belt on, near, or by children or individuals with reduced physical or mental abilities. Close supervision is necessary when this device is used, cleaned or stored near children or those with reduced physical or mental abilities.
- **DO NOT** exceed the recommended session time. Overuse may cause discomfort or skin irritation.
- **DO NOT** cover the belt with thick blankets or insulated materials while in use.



### PRECAUTIONS

- **DO NOT** scratch or damage the light-emitting surface.
- Warranty will be voided if the belt is used in any way other than described in the instruction manual.
- Store the belt according to the protocol outlined in this manual.
- If the belt is to be disposed of, **DO NOT** put it into a fire. Dispose of the belt per local regulations.
- Inspect the belt before each use and **DO NOT** use it if you see any signs of damage. Contact Customer Service.

## IMPORTANT SAFETY INSTRUCTIONS RETAIN FOR FUTURE USE

- Take precautions to protect eyes from visible and infrared lights; avoid direct exposure.
- **NOT** for use by persons (including children) with reduced physical, sensory, or mental capabilities, or lack of experience and knowledge, unless they have been given supervision or instruction concerning use of the appliance by a person responsible for their safety.
- The appliance must not be used if the timer is faulty or the filter is broken or removed.
- **DO NOT** stare at the emitter.
- This appliance must only be supplied at safety extra low voltage corresponding to the marking on the appliance.
- This appliance contains batteries that are non-replaceable.
- The appliance has a heated surface. Persons insensitive to heat must be careful when using the appliance.
- This appliance not to be used by persons:
  - Suffering from sunburn
  - Under medical care for diseases that involve photosensitivity
  - Receiving photosensitising medications
- If unexpected side effects, such as itching, occur within 48 hours of the first session of using the appliance, medical advice should be sought prior to further exposure.


## PRODUCT OVERVIEW



## IMPORTANT NOTES

- Red light belts are generally used for 10–20 minute sessions, with a frequency of 3–5 times per week. Start with shorter sessions to allow your body to adjust.
- It is recommended it is not used continuously for more than 20 minutes.

## INSTRUCTIONS FOR USE



1. Place the belt around your waist and use the Velcro to secure it in a comfortable position.
2. To turn on, press and hold the power button (⏻) for 2 seconds. The red indicator light remains on constantly. The belt will start working at the low LED light mode (one white light remains on constantly) and the low vibration mode (one white light remains on constantly).
3. To increase the LED light and/or the vibration intensity, press the Heat (☀️) or Vibration (🌀) button (⏻) and they will switch to the medium mode (two white lights remain on constantly).
4. To increase to the highest level, press the ☀️ and/or (🌀) buttons again (three white lights remain on constantly).
5. To turn off the device, press and hold the (⏻) for another 2 seconds to turn off the product.

**NOTE: The heating and vibration functions cannot be used separately.**

## CHARGING YOUR PRODUCT

1. To charge the belt, plug the charging cable in a USB socket and connect the cable to the USB-C charging port on the product control panel.
2. When charging the green light on the power button (⏻) will pulse. When fully charged, the green light will remain on constantly.

### **WARNING:**

**USB adaptor approved for use in Australia and NZ must be used to charge this unit. The output of the USB power adaptor must not exceed 5V, 2A.**

## MAINTENANCE

### TO CLEAN

- **DO NOT** clean the belt while it is turned on.
- **DO NOT** clean the device while charging.
- Clean the device with a damp, clean cloth. Avoid contact with LED Lights.

### TO STORE

- Store the belt at room temperature in dry conditions.
- Store the belt in the supplied packaging. Make sure the belt will not stretch or crush while being stored or while traveling.
- To avoid folding damage to the product, please roll it into the supplied packaging when storing.
- Avoid storing the belt in dusty conditions, in direct sunlight, or in damp and humid conditions.
- This belt contains no serviceable parts.

## TECHNICAL SPECIFICATIONS

|                                     |  |
|-------------------------------------|--|
| <b>Product Code</b>                 | AK-VRHB-31   |
| <b>Key Code</b>                     | T:72475287 K: 43722952   |
| <b>Input Rating</b>                 | DC 5V-2A   |
| <b>Battery</b>                      | 2000mAh  |
| <b>Run Times</b>                    | 2–3 hours  |
| <b>Charging Time</b>                | 3–4 hours  |
| <b>LED wavelengths</b>              | 2 × 660nm (Red) + 1 × 850nm (Three-in-one lamp beads)            |
| <b>Output optical power density</b> | High grade: 220mW + 50mW<br>Low grade: 70mW + 30mW               |
| <b>LEDs</b>                         | Totally 40 pcs lamp beads<br>80 pcs 660nm LED + 40 pcs 850nm LED |

## **12 MONTH WARRANTY**

Thank you for your purchase.

Your new product is warranted to be free from defects in materials and workmanship for the period stated above, from the date of purchase, provided that the product is used in accordance with accompanying recommendations or instructions where provided. This warranty is in addition to your rights under the Australian Consumer Law.

For New Zealand customers, this warranty is in addition to statutory rights observed under New Zealand legislation.

We will provide you with your choice of a refund, repair (where possible) or exchange (availability dependent) for this product if it becomes defective within the warranty period. The business will bear the reasonable expense of claiming the warranty.

This warranty will no longer apply where the defect is a result of alteration, accident, misuse, abuse or neglect.

Please retain your receipt as proof of purchase and contact our Customer Service Centre as listed below, for the entity you purchased this product from, for any difficulties with your product. Warranty claims and claims for expense incurred in returning this product can be addressed to the respective Customer Service Centre.

Our goods come with guarantees that cannot be excluded under the Australian Consumer Law. You are entitled to a replacement or refund for a major failure and compensation for any other reasonably foreseeable loss or damage. You are also entitled to have the goods repaired or replaced if the goods fail to be of acceptable quality and the failure does not amount to a major failure.

## **MADE IN CHINA**

### **CUSTOMER SERVICE:**

**KMART AU:** 1800 124 125

**KMART NZ:** 0800 945 995

**TARGET AU:** 1300 753 567