材质：128g双铜纸，双面印刷风琴折
尺寸：60×85mm

anko

Instruction Manual

Smartband LED Watch

K: 43-721-177 | T: 72-466-568

MADE IN CHINA

Please read the instruction manual carefully before using this product and keep the instruction for future reference.

1. Safety and warnings

This is not a medical device. Included health features (heart rate monitor, deep sleep monitor, blood oxygen & blood pressure) are for information purposes only and should not be used to diagnose or monitor any medical conditions. Consult with your doctor regarding any health concerns.

Misuse of batteries lead to them bursting, causing a fire or chemical burns. Please read the below precautions:

- Do not disassemble.
- Do not crush and expose the battery to shock or force.
- Such as hammering, dropping, or stepping on it.
- Do not short circuit.
- Do not be exposed to high temperatures or place near a heat source.
- Do not leave in direct sunlight for any length of time.
- Do not dispose of it in fire.
- Do not handle damaged or leaking batteries. Keep the battery out of the reach of children. Keep the battery dry.
- If you notice any signs of damage, cease use, and contact supplier support.
- Dispose of the item at a suitable waste station, as the battery cannot be added to normal waste.
- Keep the watch clean by wiping it with a slightly damp cloth.
- Keep the watch out of direct sunlight and away from any direct heat source.
- Do not drop the watch on a hard surface. Do not expose it to moisture or immerse it in water.
- Keep the screen clean. If the pictures taken are blurry, it could be because there is dust or dirt on the lens. You can clean the screen by:
  - Blowing on the screen.
  - Gently wipe the screen with a dry cloth.
- Charging should only be used with the included 2-pin magnetic charging cable in the normal DC 5V port.

2. Equipment maintenance

- Do not scratch the display screen and sensor of the device to protect it from damage.
- You can wipe the surface of the device with a damp cloth and use mild soapy water to remove grease or dust.
- Do not expose the device to an environment with strong chemicals, such as gasoline, cleaning solvents, propanol, alcohol or insect repellents, which can damage the sealing and shell surface of the device.
- Avoid your device from suffering strong impacts and extremely high-temperature exposure.
- Only when the screen and shell are intact is it waterproof. After violent disassembly and assembly, the waterproof property will be affected. Do not immerse the device in hot water, sea water, chemical reagents.
- Please use the original charging cable to charge the device.

Note: This equipment is not a medical device. The data and information provided are for reference only.

App download method

- Scan: Scan the QR code to download and install the application.
- Android: Search for "Keep Health" through Google Play to download and install the application.
- Apple: Search for "Keep Health" through the App store to download and install the application.

3. Specifications

Watch head size: 43.7*19*11.8mm
Battery capacity: 3.85V, 120mAh
Charging time: 2 hours
Input rating: 5V ⎓1A
Support: Android 4.4+; iOS 9.0 +
Using time: 7 days (normal use)
Standby time: 20 days

4. Pack includes

Smartband watch *1
54cm 2-pin magnetic charging cable *1
Instruction manual *1

5. Before use

For the first use, please charge the device first using the included 2-pin magnetic charging cable under normal DC 5V. When charging, the device will show charging icon. And the device will auto power on when charging.

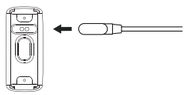

6. Connecting between the Device and the App

- Long press the touch button to power on, make sure the mobile phone Bluetooth is turned on (Android needs to turn on the GPS location permission).
- Open the Keep Health App on the mobile phone, complete the App registration and settings according to the prompt on the guide page, enter [Device - Add Device], and select the Bluetooth code Anko43721177 that matches the device to connect.

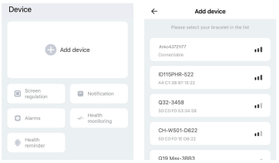

- After the App successfully connects to the device, it will automatically enter the home page to synchronize data, and the device will automatically synchronize the date, time and language of the mobile phone.

7. Operating Instructions

Steps: Displays the number of steps, distance, calories consumed today.

Sleep: Displays the duration of sleep last night. The device automatically monitors sleep data at night.

Temperature / Heart rate / Blood pressure / Blood oxygen: After staying on the interface for 2 seconds, it will automatically start to measure. When measuring, it is necessary to attach the heart rate sensor or electrode sensor on the back of the device to the wrist. Auto monitoring can be turned on or off on the App side.

Work out: Long press to enter the exercise selection interface, and four kinds of sports are displayed by default. Short press to view, long press to start the exercise. During exercise, short press to pause continue, and long press to end the exercise. (Note: The exercise record will be saved only if the exercise lasts for more than three minutes.) The work out display types can be added via the App, and the device will sync after they are added.

More: Long press to enter the secondary interface.

Stopwatch: Long press to start timing. During timing, short press can pause / continue, and long press exits the stop watch.

Find phone: Long press to start looking for the phone, and the phone will play a prompt sound. (Note: The function of finding the phone requires the App to keep running in the background of the phone.)

Watch face: Long press to enter the Watch face switching interface, short press to view the Watch face, and long press to select the Watch face. The device comes with 6 Watch face, and you can also enter the Keep Health App [Device interface -Watch face], and click to install the Watch face.

Device information: Displays the model, Bluetooth name, and version.

Power off: Long press to shut down the device.

Reset: Long press to restore the device to factory settings.

8. App instructions

The Keep Health service records exercise data and health data for you, which can only be used for your private, non-commercial purposes. The main functions are as follows:

Health data monitoring: After binding the device, the Keep Health service provides the measurement, recording and display of health data such as sleep, heart rate, and blood oxygen.

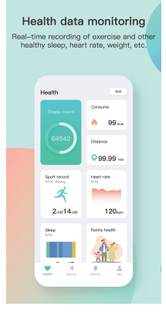

Health

After the device is connected to the App.

Health: Synchronise device data to the App.

Drinking water: After setup, it can remind you of your daily drinking time and water intake (ml), and record the data.

Body weight: Record your weight and set a target weight.

Family health: You can add members to create accounts for the elderly, children, and other family members. You can also invite guardians or join other families to jointly manage family member accounts. In addition, you can add people you care about to view each other's health information.

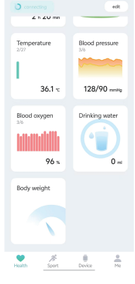

Sport

The Keep Health service supports the recording and display of daily exercise data such as walking, running, and cycling, as well as exercise tracks (such as outdoor running and outdoor walking display exercise tracks). Recording exercise tracks requires you to turn on the GPS of your mobile phone.

(Note: The exercise record will be saved only if the exercise lasts for more than three minutes.)

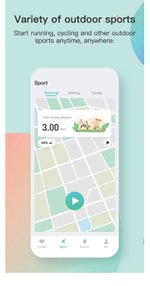

Device

Watch face: You can choose different watch face styles and install them on the bracelet.

Screen regulation: Can be adjusted according to your usage habits.

Sport mode: Select from 25 sport modes to sync to the device.

Notification: Turn on/off message notifications, and select notifications from specific apps.

Alarms: Add and set alarms.

Health monitoring: When enabled, supports regular temperature measurement and health monitoring.

Health reminder: Set sedentary reminder and drink water reminder.

More settings: Set activity goals, camera control, unit settings, time format and device language.

Find devices: Tap to locate the device.

Firmware version: Displays the current device firmware version.

Factory reset: After confirmation, the device will be restored to factory settings.

Run in background: Helps set App background running permissions for different mobile phone brands.

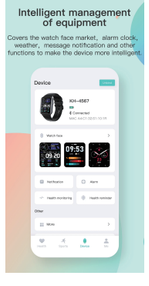

Me

Personal information management: You can edit your avatar, nickname, gender, age, height, weight and other information in the application.

Medal: Based on user-related exercise data and health data, virtual medals are awarded to users.

Account management: Modify account information, switch bindings, log out, etc.

FAQ: Help view common questions.

Feedback: If you encounter any problems during use, you can edit the questions for feedback.

Please note that we will update applications or software from time to time, and the specific functions should be based on the version you are currently using.

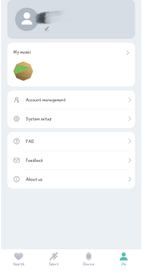

12 Month Warranty

Thank you for your purchase.

Your new product is warrantied to be free from defects in materials and workmanship for the period stated above, from the date of purchase, provided that the product is used in accordance with accompanying recommendations or instructions where provided. This warranty is in addition to your rights under the Australian Consumer Law. For New Zealand customers, this warranty is in addition to statutory rights observed under New Zealand legislation.

We will provide you with your choice of a refund, repair (where possible) or exchange (availability dependent) for this product if it becomes defective within the warranty period. The business will bear the reasonable expense of claiming the warranty. This warranty will no longer apply where the defect is a result of alteration, accident, misuse, abuse or neglect.

Please retain your receipt as proof of purchase and contact our Customer Service Centre as listed below, for the entity you purchased this product from, for any difficulties with your product. Warranty claims and claims for expense incurred in returning this product can be addressed to the respective Customer Service Centre.

Our goods come with guarantees that cannot be excluded under the Australian Consumer Law. You are entitled to a replacement or refund for a major failure and compensation for any other reasonably foreseeable loss or damage. You are also entitled to have the goods repaired or replaced if the goods fail to be of acceptable quality and the failure does not amount to a major failure.

If you have any cybersecurity-related concerns or queries, please contact us online via our 'Contact Us' page at https://www.kmart.com.au/contact-us/ or reach us by phone using the numbers listed below.

R-NZ

MADE IN CHINA

CUSTOMER SERVICE:

KMART AU: 1800 124 125
KMART NZ: 0800 945 995
TARGET AU: 1300 753 567

Statement of Compliance

Security standard for consumer grade relevant connectable products
AUSTRALIA

This statement of compliance has been prepared by, or on behalf of Kmart Australia Limited, who is the manufacturer of the below product. The statement of compliance is made in accordance with the Cyber Security (Security Standards for Smart Devices) Rules 2025, authorized by the Cyber Security Act 2024.

Product manufacturer details	
Name of the manufacturer	Kmart Australia Limited
Address of the manufacturer	1 Middle Rd, Chadstone VIC 3148
Name of the authorized representative	Jerry Or (Product Technologist)
Address of the authorized representative	Room 1016-1023A, 10/F, Trade Square, No. 681 Cheung Sha Wan Road, Cheung Sha Wan, Kowloon, Hong Kong
Name(s) of other authorized representatives in Australia (if applicable)	N/A
Addresses(s) of other authorized representatives in Australia (if applicable)	N/A
Product details	
Product type	Smartband LED Watch
Batch identifier	43721177
Defined support period for the product	We will provide security updates for this App until 31/12/2029. This device will receive all available security updates until 21/4/2026.

Declaration
It is declared that, in the opinion of the manufacturer:

1. The product listed in the table above has been manufactured in compliance with the requirements of Part 1 of Schedule 1 of the Cyber Security (Security Standards for Smart Devices) Rules 2025.
2. The manufacturer has complied with any other obligations relating to the product in Part 1 of Schedule 1 of the Cyber Security (Security Standards for Smart Devices) Rules 2025.

It is declared that this statement of compliance has been prepared by, or on behalf of, the manufacturer of the product listed in the table above and is accurate at the date of issue of 2/6/2026.

Prepared by or on behalf of Kmart Australia Limited

Jerry Or
(Name, function and signature of the signatory of the manufacturer)

21th April,2026
(Place and date of issue of the statement of compliance)