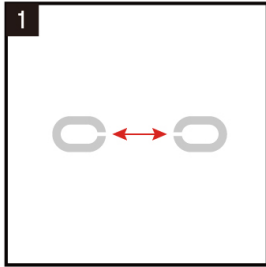
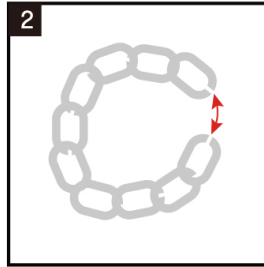


Decorate Your Own Bear Plush Bag Charm

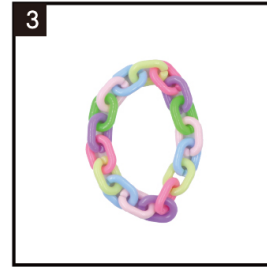
3+
years



1 Align the chain links with the connector.



2 Repeat the previous steps to assemble the chain into a loop.



3 The chain is now complete.



4 Put the overalls and knitted bag on the plush toy.



5 Attach the completed chain to the keychain clip.

PRODUCT MAY VARY FROM IMAGE SHOWN.
PLEASE KEEP THE PACKAGING FOR FUTURE REFERENCE.
ADULT SUPERVISION IS RECOMMENDED.

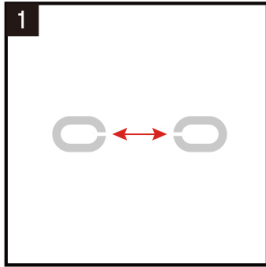
 **WARNING:** CHOKING HAZARD
SMALL PARTS. NOT FOR CHILDREN UNDER 3 YEARS.



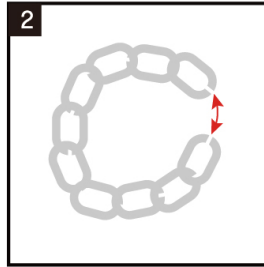
105 x 149 mm

Decorate Your Own Bear Plush Bag Charm

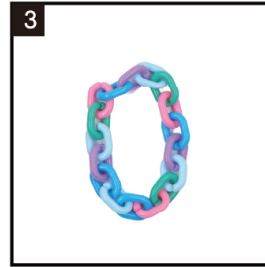
3+
years



1 Align the chain links with the connector.



2 Repeat the previous steps to assemble the chain into a loop.



3 The chain is now complete.



4 Put the T-shirt and charm accessory on the plush toy.



5 Attach the completed chain to the keychain clip.



PRODUCT MAY VARY FROM IMAGE SHOWN.
PLEASE KEEP THE PACKAGING FOR FUTURE REFERENCE.
ADULT SUPERVISION IS RECOMMENDED.

 **WARNING:** CHOKING HAZARD
SMALL PARTS. NOT FOR CHILDREN UNDER 3 YEARS.

105 x 149 mm