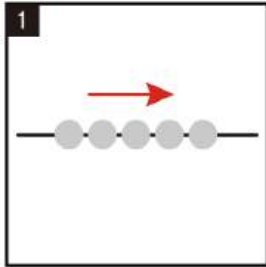


## Decorate Your Own Bunny Plush Bag Charm

3+  
years




1 Thread the coloured beads you like onto the elastic.



2 Add decorations during the process of beading the bracelets.



3 After the bracelet has reached a suitable length, tie a knot.



4 Put the knitted jumper on the plush toy.



5 Attach the completed bracelet to the keychain clip.



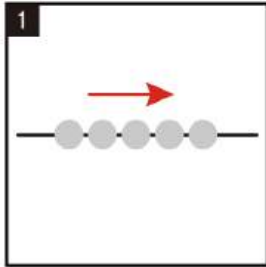
PRODUCT MAY VARY FROM IMAGE SHOWN.  
PLEASE KEEP THE PACKAGING FOR FUTURE REFERENCE.  
ADULT SUPERVISION IS RECOMMENDED.

**! WARNING:**  
LONG CORD AND SMALL PARTS. STRANGULATION AND  
CHOKING HAZARD. NOT FOR CHILDREN UNDER 3 YEARS

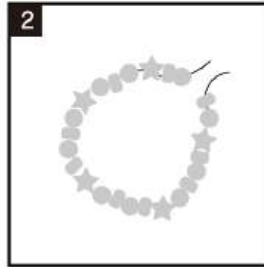
105 x 149 mm

## Decorate Your Own Bunny Plush Bag Charm

3+  
years




1 Thread the coloured beads you like onto the elastic.



2 Add decorations during the process of beading the bracelets.



3 After the bracelet has reached a suitable length, tie a knot.



4 Put the knitted jumper on the plush toy.



5 Attach the completed bracelet to the keychain clip.

PRODUCT MAY VARY FROM IMAGE SHOWN.  
PLEASE KEEP THE PACKAGING FOR FUTURE REFERENCE.  
ADULT SUPERVISION IS RECOMMENDED.

**⚠ WARNING:**  
LONG CORD AND SMALL PARTS. STRANGULATION AND  
CHOKING HAZARD. NOT FOR CHILDREN UNDER 3 YEARS



105 x 149 mm