

6+ YEARS


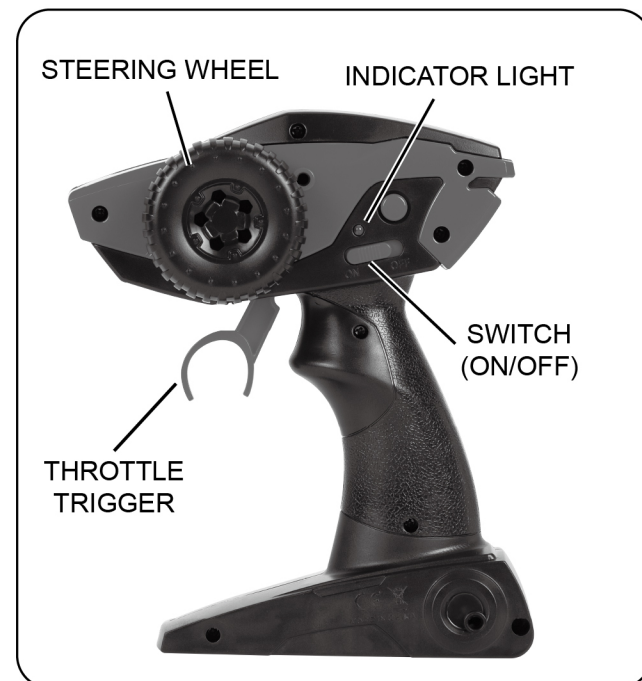
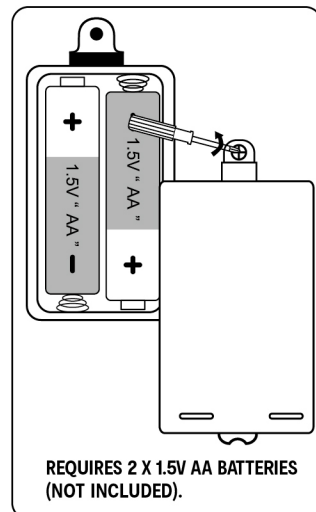
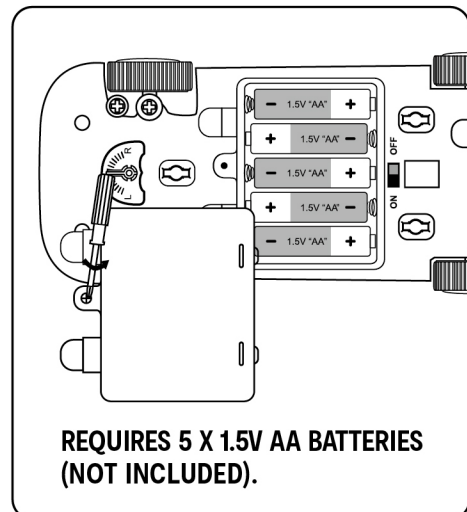
# AUDI RS 5 DTM

Audi Sport / Red Bull Racing  
1:16 SCALE RADIO CONTROL *Racing*



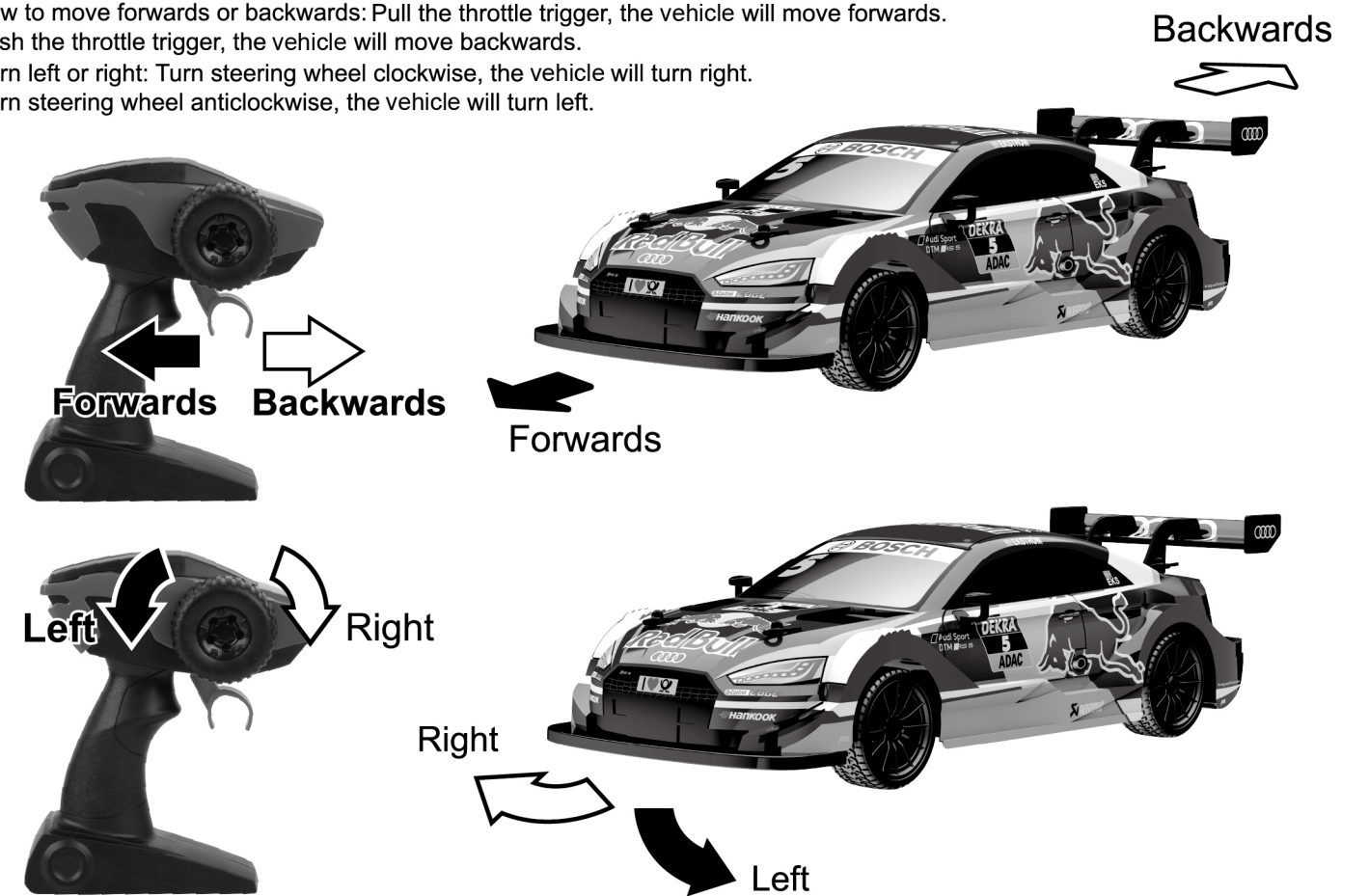
### BATTERIES INSTALLATION:

- 1 - Open the battery compartment.
- 2 - Insert batteries into correct + and - polarities.
- 3 - Close the cover.



### HOW TO USE:

1. Turn on the vehicle first and then turn on the transmitter.
2. Pull the trigger of the transmitter to match the vehicle.
3. When the vehicle is functioning, that means they are matched.
4. If you have more than two vehicles, please pair one by one.  
When the second vehicle is pairing, please always keep the first vehicle and transmitter on.
5. Please turn off both the vehicle and transmitter and re-start all pairing processes if you are changing to play with another 2.4GHz transmitter.
6. How to move forwards or backwards: Pull the throttle trigger, the vehicle will move forwards.  
Push the throttle trigger, the vehicle will move backwards.
7. Turn left or right: Turn steering wheel clockwise, the vehicle will turn right.  
Turn steering wheel anticlockwise, the vehicle will turn left.



**WARNING:** BATTERIES ARE TO BE INSERTED WITH THE CORRECT POLARITY (+ AND -). DO NOT MIX DIFFERENT TYPES OF BATTERIES OR NEW AND USED BATTERIES. NON-RECHARGEABLE BATTERIES ARE NOT TO BE RECHARGED. RECHARGEABLE BATTERIES ARE ONLY TO BE CHARGED BY AN ADULT. RECHARGEABLE BATTERIES ARE TO BE REMOVED FROM THE TOY BEFORE BEING CHARGED. THE SUPPLY TERMINALS ARE NOT TO BE SHORT-CIRCUITED. REMOVE BATTERIES FROM THE TOY WHEN NOT IN USE FOR AN EXTENDED TIME OR WHEN BATTERIES BECOME EXHAUSTED. BATTERY INSTALLATION BY AN ADULT IS REQUIRED. DISPOSE OF BATTERIES RESPONSIBLY. DO NOT DISPOSE OF IN FIRE.

**WARNING:** THIS TOY PRODUCES FLASHES THAT MAY TRIGGER EPILEPSY IN SENSITIZED INDIVIDUALS.

**WARNING:** FOR SAFETY REASONS, REMOVE ALL TAGS, LABELS AND PLASTIC FASTENERS BEFORE GIVING THIS TOY TO YOUR CHILD.

**WARNING: CHOKING HAZARD**  
- SMALL PARTS. NOT FOR CHILDREN UNDER 3 YEARS.

PRODUCT MAY VARY FROM THE IMAGE SHOWN. PLEASE KEEP PACKAGING FOR FUTURE REFERENCE. READ THE INSTRUCTIONS BEFORE OPERATING THE PRODUCT.  
PERFORMANCE TIPS: DO NOT DRIVE THE VEHICLE THROUGH WATER.

DO NOT DRIVE THE VEHICLE INTO ANY HARD OBJECT.



K: 43-699-247  
T: 72-465-202