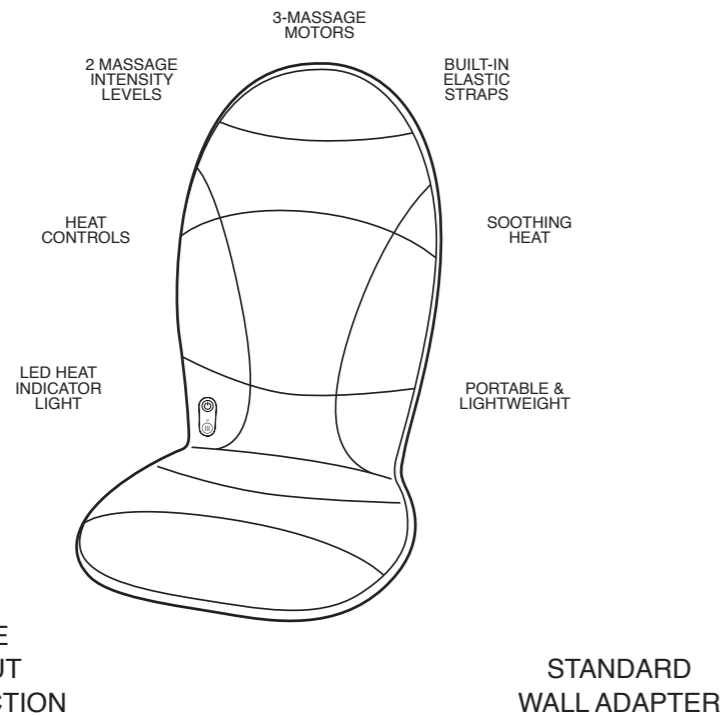


SIZE:44.1X21cm

anko

Seat and Back Massager with Heat

Instruction Manual



Model H-2754-5

To ensure proper operation of this device, please read this instruction manual carefully before using the device and keep it for further reference.

(1.)

READ AND SAVE IMPORTANT SAFETY INSTRUCTIONS

DANGER- TO REDUCE RISK OF ELECTRIC SHOCK:

1. Always unplug this appliance from the electrical outlet immediately after using and before cleaning.
2. **DO NOT** reach for an appliance that has fallen into water. Unplug it immediately.
3. **DO NOT** use while bathing or in a shower.
4. **DO NOT** place or store appliance where it can fall into water.
5. **DO NOT** place in or drop into water or any other liquid.

WARNING- TO REDUCE THE RISK OF BURNS, FIRE, ELECTRIC SHOCK OR INJURY TO PERSONS:

1. This appliance is not to be used by persons (including children) with reduced physical, sensory or mental capabilities, or lack of experience and knowledge, unless they have been given supervision or instruction.
2. **DO NOT** use on an infant or on an animal, **NOT** to be used by children under 3 years old.
3. Children being supervised not to play with the appliance.
4. The appliance has a heated surface. Persons insensitive to heat must be careful when using the appliance.
5. This appliance is not a toy. Close supervision is necessary when this appliance is used by, on, or near children, invalids, or disabled persons.
6. Use appliance only for its intended use as described in this manual.
7. Never operate this unit if it has a damaged cord or plug, if it is not working properly, if it has been dropped or damaged, or dropped into water.
8. **DO NOT** carry this unit by the supply cord or use the cord as a handle.
9. Keep the cord away from heated surface.
10. **DO NOT** use outdoors.
11. Never drop or insert any object into any opening of this appliance.
12. **DO NOT** insert pins into the appliance, they may damage the electric wiring.
13. **DO NOT** use the appliance folded.
14. **DO NOT** operate where aerosol (spray) products are being used or where oxygen being administered.
15. Avoid using on sensitive skin or areas with poor circulation. For safety, make sure children or anyone needing assistance are supervised during use.



(2.)

16. Never use while sleeping and avoid falling asleep while the product is operating.
17. **DO NOT** operate continuously for more than 15 minutes at a time. Allow device to rest for 30 minutes before re-using.
Use only original adapter that came with the appliance.

CAUTION- THIS MASSAGER SHOULD NOT BE USED IN THE FOLLOWING CASES:

1. If you have any concerns regarding your health consult your doctor before using this product.
2. Person with a pacemaker should consult a doctor before using this product.
3. Never leave massager unattended, especially if children are present.
4. **DO NOT** fall asleep while using this massager.
5. Massage should be comfortable and pleasant. If pain or discomfort result, discontinue and consult your doctor.
6. Extensive use could lead to excessive heating that shortens the life of this product.
7. Avoid the use of an extension cord because the extension cord may overheat and cause a risk of fire.
8. **DO NOT** jump or fall hard on this product.
9. **DO NOT** use this product before bedtime. The massage could create a stimulating effect and delay sleep.
10. This product should never be used by an individual with a medical condition that would limit the user capacity to operate the controls.
11. Never use this product directly on swollen or inflamed areas of the skin or on areas where skin eruptions are present.
12. **DO NOT** operate after taking pain killers, sedatives or alcohol. Consult your doctor if using pain relief medications.
13. Consult your doctor before using this product if you are pregnant or have diabetes.
14. **DO NOT** use this product on varicose veins.
15. This appliance is not to be used for medical treatment purposes.

SETTING UP SEAT AND BACK MASSAGER

STEP 1: Remove contents: seat and back massager, AC adapter and instruction manual.

STEP 2: Read all instructions before using this product.

STEP 3: Place seat massager on sofa or chair. Fasten it with built-in elastic strap located on back of seat massager.

STEP 4: Insert the DC jack of the adapter into the DC socket of the massager.

STEP 5: Plug the AC adapter into a wall outlet.

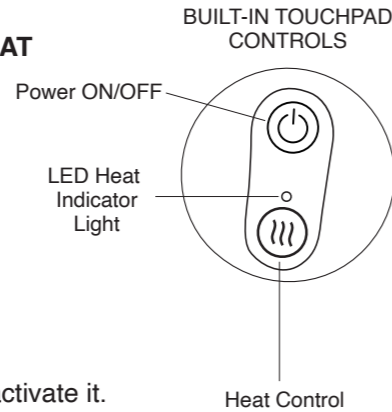
STEP 6: To disconnect, turn off the HEAT and MASSAGE function, then unplug the AC adapter from the wall outlet.

(3.)

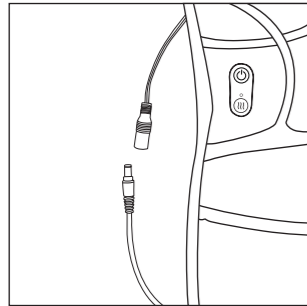
OPERATING INSTRUCTION

For best results, this seat and back massager should be used on a sofa or chair. Using the appliance on a hard surface may be less comfortable and may cause unwanted noise. The appliance is equipped with touchpad controls for massage with soothing heat.

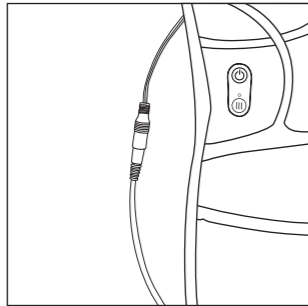
- Press **Power Button** to activate the product
 - First press: **LOW** speed vibration + **HEAT**
 - Second press: **HIGH** speed vibration + **HEAT**
 - Third press: turn **OFF** vibration, only remain **HEAT** function
 - Fourth press: turn **OFF** all function
- The red indicator light will illuminate when **HEAT** function is activated. You can press the **HEAT** button to turn **ON** or turn **OFF**, **HEAT** button only can be used after **POWER BUTTON** on.
- Auto shut off every 15 minutes, if you want to continue use, press the Power Button to activate it.
- Deactivate both **POWER** and **HEAT** buttons before disconnecting power from wall outlet.



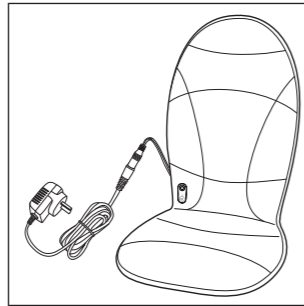
INSTRUCTIONS FOR USE



DC Port



Insert the DC Port



Plug the provided AC adapter to the wall outlet

(4.)

CARE AND MAINTENANCE

- Maintenance of the appliance is NOT required. There are no user serviceable parts.
- Unplug the appliance and allow it to cool before cleaning. Wipe with a soft, slightly damp cloth. Never submerge the unit in water or liquid solutions.
- DO NOT use abrasive cleaners, brushes, gasoline, kerosene, glass/furniture polish, or paint thinner to clean the massager.
- Keep away from all solvents and harsh detergents.
- DO NOT wrap the power cord around the appliance.
- DO NOT hang the appliance using the power cord.
- If the appliance gets wet, dry it in the shade only.
- DO NOT take this appliance to a dry cleaners.
- Store the appliance in a cool dry place when not in use. Do not store it in a place with high temperature, open flame or direct sunlight.

TROUBLE SHOOTING

Problem	Possible Cause / Solution
Massager does not work	Check adapter meet the required specifications.
	Confirm the power button has been pressed correctly.
Massager works slowly or weakly	If the contact with your body is loose, adjust the position or pressure for better effect.
Massager suddenly powers off	Check the power on level.
	Ensure the power button has been pressed.
	If the overheating protection activates, switch the unit off and allow it to cool for at least 30 minutes before using again.
	If the issue persists, discontinue use and contact customer service.

(5.)

12 Month Warranty

Thank you for your purchase.

Your new product is warranted to be free from defects in materials and workmanship for the period stated above, from the date of purchase, provided that the product is used in accordance with accompanying recommendations or instructions where provided. This warranty is in addition to your rights under the Australian Consumer Law.

For New Zealand customers, this warranty is in addition to statutory rights observed under New Zealand legislation.

We will provide you with your choice of a refund, repair (where possible) or exchange (availability dependent) for this product if it becomes defective within the warranty period. The business will bear the reasonable expense of claiming the warranty.

This warranty will no longer apply where the defect is a result of alteration, accident, misuse, abuse or neglect.

Please retain your receipt as proof of purchase and contact our Customer Service Centre as listed below, for the entity you purchased this product from, for any difficulties with your product. Warranty claims and claims for expense incurred in returning this product can be addressed to the respective Customer Service Centre.

Our goods come with guarantees that cannot be excluded under the Australian Consumer Law. You are entitled to a replacement or refund for a major failure and compensation for any other reasonably foreseeable loss or damage. You are also entitled to have the goods repaired or replaced if the goods fail to be of acceptable quality and the failure does not amount to a major failure.

Contact for Kmart purchases	Contact for Target purchases
Kmart Australia Ltd. C/- Customer Service Centre L2/ 1 MIDDLE ROAD, CHADSTONE VIC 3148 AUSTRALIA Customer Service: 1800 124 125 (Australia) or 0800 945 995 (New Zealand) or via Customer Help at kmart.com.au	Target Australia Pty Ltd C/- Customer Service Centre L2/ 1 MIDDLE ROAD, CHADSTONE VIC 3148 AUSTRALIA Customer Service: 1300 753 567 or via Customer Help at target.com.au/help/contact-us

(6.)