


SIZE:29.4X21cm

anko

Lumbar Back Massager

Instruction Manual



Model H-4918-5

To ensure proper operation of this device, please read this instruction manual carefully before using the device and keep it for further reference.

(1.)

DANGER- TO REDUCE RISK OF ELECTRIC SHOCK:

1. Always turn unit OFF immediately after using and before cleaning.
2. **DO NOT** use while bathing or in a shower.
3. **DO NOT** place in or drop into water or liquids.

WARNING- TO REDUCE THE RISK OF BURNS, FIRE, ELECTRIC SHOCK OR INJURY TO PERSONS:

1. This appliance is not intended for use by persons (including children) with reduced physical, sensory or mental capabilities, or lack of experience and knowledge, unless they have been given supervision or instruction concerning use of the appliance by a person responsible for their safety.
2. Children should be supervised to ensure that they do not play with the appliance.
3. The types of batteries that may be used, please refer to BATTERY INSTALLATION section; how to remove and insert the batteries, please refer to BATTERY INSTALLATION section.
4. Non-rechargeable batteries are not to be recharged.
5. Rechargeable batteries are to be removed from the appliance before being charged.
6. Do not mix different type of batteries and mix old with new batteries.
7. Batteries are to be inserted with the correct polarity.
8. Exhausted batteries are to be removed from the appliance and safely disposed of.
9. If the appliance is to be stored unused for a long period, the batteries should be removed.
10. The supply terminals are not to be short-circuited.
11. DO NOT leave unit unattended when in use.
12. Close supervision is necessary when this unit is used by, on, or near children, invalids, or disabled persons. THIS MASSAGER IS NOT A TOY.
13. Use appliance only for its intended use as described in this manual.
14. DO NOT operate this unit if it is damaged, not working properly, or if it has been dropped into water.
15. Never drop or insert any object into any opening of this unit.
16. Avoid falling asleep while the product is in use.
17. DO NOT place or store this massager where it can fall or be pulled into a tub or sink.
18. If you have any concerns regarding your health, consult your doctor before using this massager.
19. Massage should be comfortable and pleasant. If any pain or discomfort result, discontinue and consult your doctor.

(2.)

CAUTION- THIS MASSAGER SHOULD NOT BE USED IN THE FOLLOWING CASES:

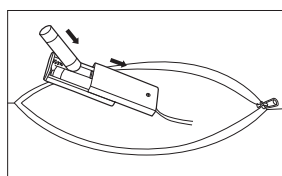
1. Consult physician if you have serious muscle or joint pain or have a serious medical condition, prior to use.
2. Never leave massager unattended, especially if children are present.
3. DO NOT expose this massager to flame, burning cigarettes or excessive heat.
4. Never use this product directly on swollen or inflamed areas of the skin or on areas where skin eruptions are present.
5. DO NOT use this massager for more than 15 minutes at a time.

CARE AND MAINTENANCE

1. **DO NOT** machine wash or dry clean.
2. **DO NOT** clean while massager is ON.
3. **DO NOT** leave massager in direct sunlight or in a damp place.
4. Spot clean with a damp cloth.
5. After cleaning, store unit in a cool dry place.


BATTERY INSTALLATION

1. Two "AA" batteries (not included) are required for operation.
2. Unzip the zipper. Take out the battery box and screw out the cover of battery box. Position the batteries corresponding to the polarities of the battery compartment. Screw the cover of the battery box securely and put back into the massager.
3. Use plus (+) and minus (-) directions in battery compartment as guide for battery position.
4. Be sure zipper pocket is closed before use.
5. **DO NOT** mix old and new batteries.
6. **DO NOT** mix alkaline, standard (carbon-zinc) or rechargeable (ni-cad, ni-mh, etc) batteries.
7. Remove batteries from battery compartment when not in use for extended period of time.
8. Rechargeable batteries are to be removed from the appliance before being charged.



HOW TO OPERATE MASSAGER

1. To turn massager on, press massager power button on.
2. To turn massager off, press massager power button again.



(3.)

12 Month Warranty

Thank you for your purchase.

Your new product is warrantied to be free from defects in materials and workmanship for the period stated above, from the date of purchase, provided that the product is used in accordance with accompanying recommendations or instructions where provided. This warranty is in addition to your rights under the Australian Consumer Law.

For New Zealand customers, this warranty is in addition to statutory rights observed under New Zealand legislation.

We will provide you with your choice of a refund, repair (where possible) or exchange (availability dependent) for this product if it becomes defective within the warranty period. The business will bear the reasonable expense of claiming the warranty.

This warranty will no longer apply where the defect is a result of alteration, accident, misuse, abuse or neglect.

Please retain your receipt as proof of purchase and contact our Customer Service Centre as listed below, for the entity you purchased this product from, for any difficulties with your product. Warranty claims and claims for expense incurred in returning this product can be addressed to the respective Customer Service Centre.

Our goods come with guarantees that cannot be excluded under the Australian Consumer Law. You are entitled to a replacement or refund for a major failure and compensation for any other reasonably foreseeable loss or damage. You are also entitled to have the goods repaired or replaced if the goods fail to be of acceptable quality and the failure does not amount to a major failure.

Contact for Kmart purchases

Kmart Australia Ltd.
C/- Customer Service Centre
L2/ 1 MIDDLE ROAD,
CHADSTONE VIC 3148
AUSTRALIA
Customer Service: 1800 124 125
(Australia) or 0800 945 995
(New Zealand) or via
Customer Help at kmart.com.au

Contact for Target purchases

Target Australia Pty Ltd
C/- Customer Service Centre
L2/ 1 MIDDLE ROAD,
CHADSTONE VIC 3148
AUSTRALIA
Customer Service: 1300 753 567 or
via Customer Help at
target.com.au/help/contact-us

(4.)