







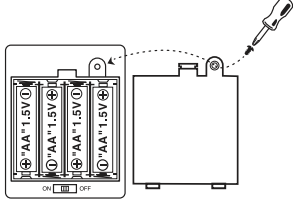


150 x 220mm



©Disney/Pixar
www.disney.com

43689286
BUZZ LIGHTYEAR INFLATABLE COSTUME
ADULT - ONE SIZE FITS MOST

Instructions:

				
Components	Step 1: Take out the fan and twist of the top cover.	Step 2: Put the fan in the round hole of the inside of the costume.	Step 3: Twist the top cover to secure the fan.	
				
Step :4 Put the battery case into the pocket of the costume. 4 x 1.5V AA size batteries are included. Follow the polarity markings when replacing the batteries. We recommend using alkaline batteries.		Step 5: Put on the costume and switch the fan on, then zip up the costume.	Finished	

WARNING: BATTERIES ARE TO BE INSERTED WITH THE CORRECT POLARITY. DO NOT MIX DIFFERENT TYPES OF BATTERIES OR NEW AND USED BATTERIES. NON-RECHARGEABLE BATTERIES ARE NOT TO BE RECHARGED. RECHARGEABLE BATTERIES ARE TO BE REMOVED FROM THE PRODUCT BEFORE BEING CHARGED. THE SUPPLY TERMINALS ARE NOT TO BE SHORT- CIRCUITED. REMOVE BATTERIES FROM THE PRODUCT WHEN NOT IN USE FOR EXTENDED PERIODS OR WHEN BATTERIES BECOME EXHAUSTED. DISPOSE OF BATTERIES RESPONSIBLY. DO NOT DISPOSE OF IN FIRE.



- 1) THE FAN AND THE BATTERY COMPARTMENT SHALL BE REGULARLY EXAMINED FOR DAMAGES TO THE SUPPLY CORD, USB, ENCLOSURE OR OTHER PARTS. IN THE EVENT OF DAMAGE, DISCONTINUE USE OF PRODUCT UNTIL DAMAGES HAVE BEEN REPAIRED.
- 2) WARNING: FOR ADULT USE ONLY.
- 3) THE COSTUME SHOULD ONLY BE USED WITH THE FAN AND BATTERY COMPARTMENT SUPPLIED BY THE MANUFACTURER.
- 4) THE FAN IS NOT A TOY, PLEASE USE AS INTENDED.
- 5) REMOVE THE FAN, USB AND BATTERY COMPARTMENT BEFORE WASH.
- 6) RECHARGEABLE BATTERIES ARE ONLY TO BE CHARGED BY AN ADULT.