

140.0 mm

anko

# Stroller Rocker Instruction Manual



Drawings in the manual are for visual purposes only. Actual product may vary slightly.  
The manufacturer reserves the right to change any specification or feature without prior notice.

**IMPORTANT! PLEASE READ CAREFULLY BEFORE USE  
AND KEEP FOR FUTURE REFERENCE.**

### Warnings:

1. Only to be assembled and used by adults.
2. This is not a toy. Do not allow children to play with it.
3. Contains small parts. Keep out of reach of children.
4. Only for use on prams and strollers. Not to be used on car seats, cots, or cribs.
5. Do not disassemble or replace any parts of this item. If the item becomes damaged or needs repair, contact our Customer Service Centre (listed on the last page) for assistance.
6. Remove all packaging before use.
7. Retain packaging for future reference.

### Product Components:

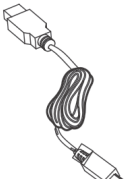
- 1 x Stroller Rocker
- 1 x Instruction manual
- 1 x USB-C charging cable
- 1 x Bracket



Stroller Rocker



Bracket



USB-C  
Charging Cable

### Product Specifications:

Product Name	Stroller Rocker
Power Supply	DC 5V 1A
Battery Capacity	1200mAh rechargeable lithium-ion battery (non-replaceable)

### Product Features:

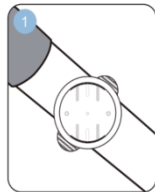
1. Suitable for all prams and strollers.
2. For use from newborn.
3. Adjustable rocking motion speeds.
4. Power charge indicator light.
5. Includes adjustable bracket and USB-C charging cable.
6. The Stroller Rocker is not water resistant or waterproof. Avoid submersion or rain.

### How to use:

1. Install the bracket. Attach the assembly bracket securely to the stroller side frame. Ensure it is tightly fastened and does not interfere with the stroller's operation.

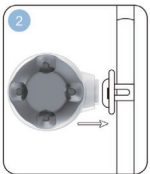
**Caution:** Ensure the Stroller Rocker is securely locked onto the bracket before use.

Keep out of reach of children. This product is not a toy. Do not allow children to play with it.

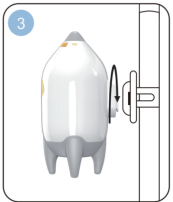


4

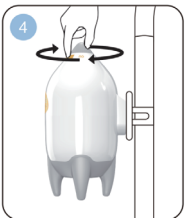
2. To mount the Stroller Rocker, place it onto the bracket.



3. Rotate the Stroller Rocker 90° to lock it into place. This ensures it will not detach during use.



4. Turn on via the dial and adjust the vibration frequency to suit your baby's comfort.



5

5. The Stroller Rocker uses a gentle rocking motion to safely soothe your baby.



### Charging:

1. Use the included USB-C charging cable only.
2. Do not operate the Stroller Rocker while charging.
3. A red light indicates low battery. Charge immediately.
4. A blue flashing light indicates it's charging; light turns off when fully charged.

### Care Instructions:

Surface clean only. Wipe with a slightly damp cloth. Do not immerse in water. Do not use chemicals or abrasive cleaners.

### 12 Months Warranty

Thank you for your purchase.

Your new product is warrantied to be free from defects in materials and workmanship for the period stated above, from the date of purchase, provided that the product is used in accordance with accompanying recommendations or instructions where provided. This warranty is in addition to your rights under the Australian Consumer Law.

For New Zealand customers, this warranty is in addition to statutory rights observed under New Zealand legislation.

We will provide you with your choice of a refund, repair (where possible) or exchange (availability dependent) for this product if it becomes defective within the warranty period. The business will bear the reasonable expense of claiming the warranty.

This warranty will no longer apply where the defect is a result of alteration, accident, misuse, abuse or neglect.

Please retain your receipt as proof of purchase and contact our Customer Service Centre as listed below for the entity you purchased this product from for any difficulties with your product. Warranty claims and claims for expenses incurred in returning this product can be addressed to the respective Customer Service Centre.

Our goods come with guarantees that cannot be excluded under the Australian Consumer Law. You are entitled to a replacement or refund for a major failure and compensation for any other reasonably for seeable loss or damage.

You are also entitled to have the goods repaired or replaced if the goods fail to be of acceptable quality and the failure does not amount to a major failure.

Model: JLR-81559

KEYCODE: K: 43-653-829 | T: 71-890-364

MADE IN CHINA

### CUSTOMER SERVICE:

KMART AU: 1800 124 125  
KMART NZ: 0800 945 995  
TARGET AU: 1300 753 567