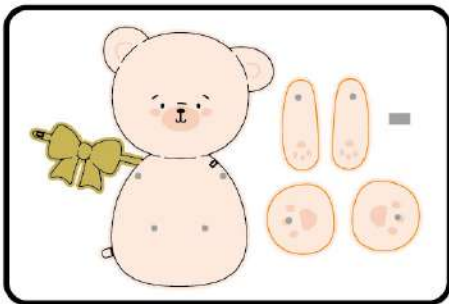
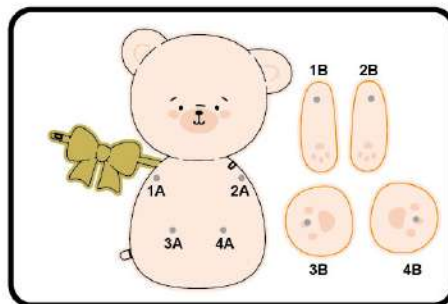


anko

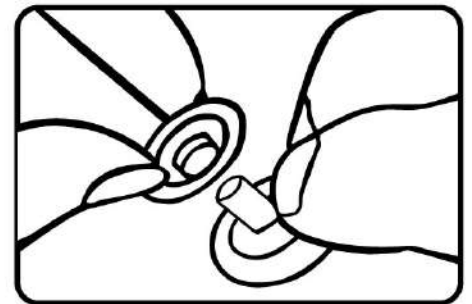
43651108 LARGE TEDDY BEAR FOIL BALLOON



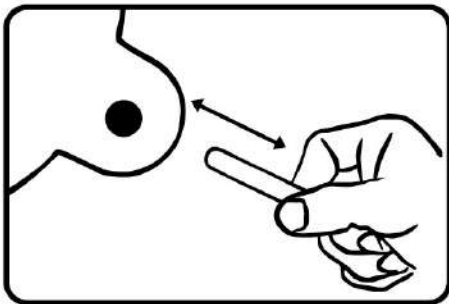
Components



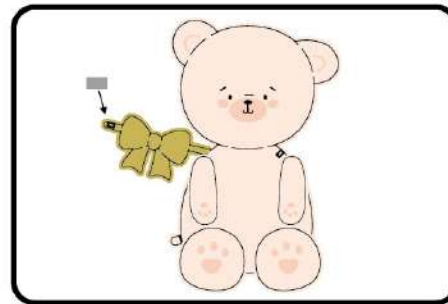
Step 1: Look for all the A marks on the bear's body and the B marks on its arms and legs.



Step 2: Insert each B button in the matching A inlet on body: 1B to 1A, 2B to 2A, 3B to 3A, 4B to 4A.



Step 3: Gently insert the straw into the valve and inflate the balloon by blowing into the straw.



Step 4: Stick the bow onto marked area on neck using double-sided glue patch provided.



Finish

WARNING: CHOKING HAZARD
SMALL PARTS. NOT SUITABLE FOR CHILDREN UNDER 3 YEARS.

43651108

Size: 150x120mm