

12 month warranty

Thank you for your purchase.

Your new product is warrantied to be free from defects in materials and workmanship for the period stated above, from the date of purchase, provided that the product is used in accordance with accompanying recommendations or instructions where provided. This warranty is in addition to your rights under the Australian Consumer Law. For New Zealand customers, this warranty is in addition to statutory rights observed under New Zealand legislation.

We will provide you with your choice of a refund, repair (where possible) or exchange (availability dependent) for this product if it becomes defective within the warranty period. The business will bear the reasonable expense of claiming the warranty. This warranty will no longer apply where the defect is a result of alteration, accident, misuse, abuse or neglect.

Please retain your receipt as proof of purchase and contact our Customer Service Centre as listed below, for the entity you purchased this product from, for any difficulties with your product. Warranty claims and claims for expense incurred in returning this product can be addressed to the respective Customer Service Centre.

Our goods come with guarantees that cannot be excluded under the Australian Consumer Law. You are entitled to a replacement or refund for a major failure and compensation for any other reasonably foreseeable loss or damage. You are also entitled to have the goods repaired or replaced if the goods fail to be of acceptable quality and the failure does not amount to a major failure.

Statement

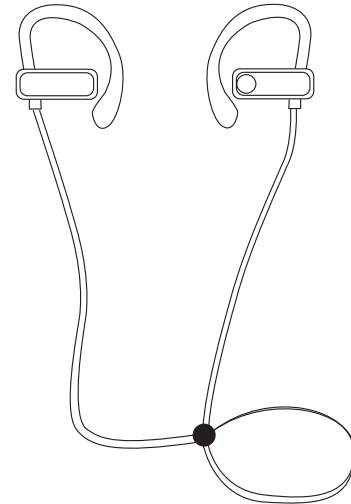
- This product shall not be connected to power supply source exceeding PS1 (5V d.c. 1A).
- Battery cannot be subjected to high or low extreme temperatures, low air pressure at high altitude during use, storage or transportation.
- Disposal of a battery into fire or a hot oven, or mechanically crushing or cutting of a battery, that can result in an explosion.
- Leaving a battery in an extremely high temperature surrounding environment that can result in an explosion or the leakage of flammable liquid or gas.
- A battery subjected to extremely low air pressure that may result in an explosion or the leakage of flammable liquid or gas.

BLUETOOTH SPORTS EARPHONES

Operating instructions

includes:

- › Bluetooth earphones
- › Charging cable



MADE IN CHINA

CUSTOMER SERVICE:

KMART AU: 1800 124 125

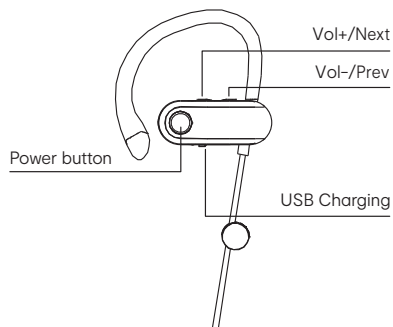
KMART NZ: 0800 945 995

TARGET AU: 1300 753 567

K: 43646906 | T: 71839578

Model: 18LY56

Function overview:





How to use these earphones:


Function Operation

Pause click  button

Play click  button

Next Song press and hold  button


Previous Song press and hold  button

Volume Up click  button – when the volume is adjusted to maximum you will hear a voice indication tone


Volume Down click  button

Power ON / OFF

Power ON

Press and hold power button  3s. You will hear a voice indication tone

Power OFF

Press and hold power button  3s. You will hear a voice indication tone

Specifications:

Model No:
18LY56

Version:
V5.4

Support profiles:
A2DP, AVRCP, HFP

Working Distance:
10 meters

Music Time:
>6 Hours

Talk time:
>6 Hours

Standby time:
>100 Hours

Charging voltage:
5V d.c.


Charge time:
2 Hours

Pairing window time:
10 minutes

Pairing the earphone with Bluetooth devices

- › Once the earphone is powered on, it is in pairing mode (LED flashes) and will pair to the last paired device (if available).
- › Pair the earphone in Bluetooth menu in mobile phone and once it is paired, you can hear a pairing tone and the LED will off.
Bluetooth Name: anko43646906

Phone calls

- › Click  button to pick up/hang up phone calls.

Playing music

When the earphone connects with the mobile phone via Bluetooth you can enjoy music through the earphone wirelessly.

The Bluetooth® word mark and logos are registered trademarks owned by Bluetooth® SIG, Inc., and any use of such marks by KMART AUSTRALIA is under licence.

Battery Charging

This Bluetooth earphone is powered by rechargeable Li-ion battery.

Please use the accessory USB cable to recharge the battery.

- › Insert USB charging cable into a suitable USB port.
- › Connect charging cable with the headset USB port .
- › Indicator LED turns RED to show battery is charging.
- › Indicator LED turns OFF when battery is fully charged.
- › It takes about 2 hours to fully charge the battery.