


8+  
YEARS

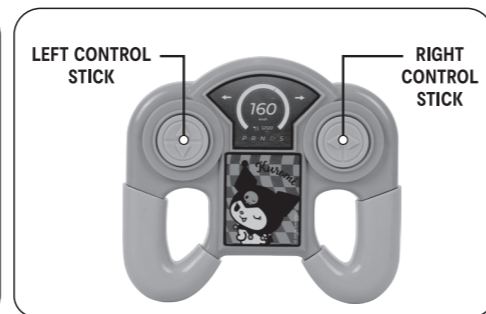
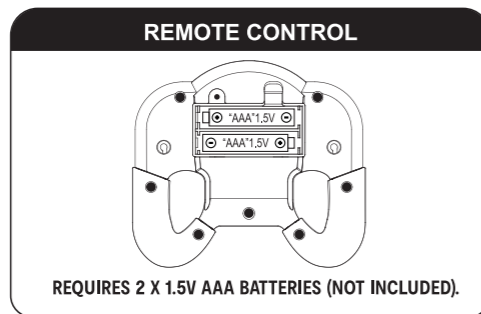
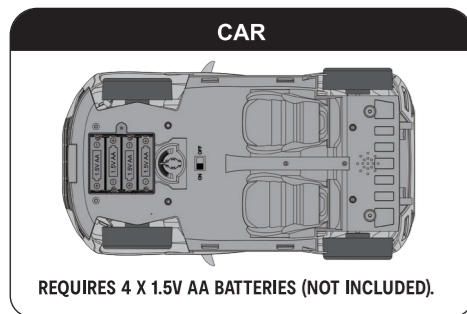
# Kuromi

## RC Convertible Car Kuromi



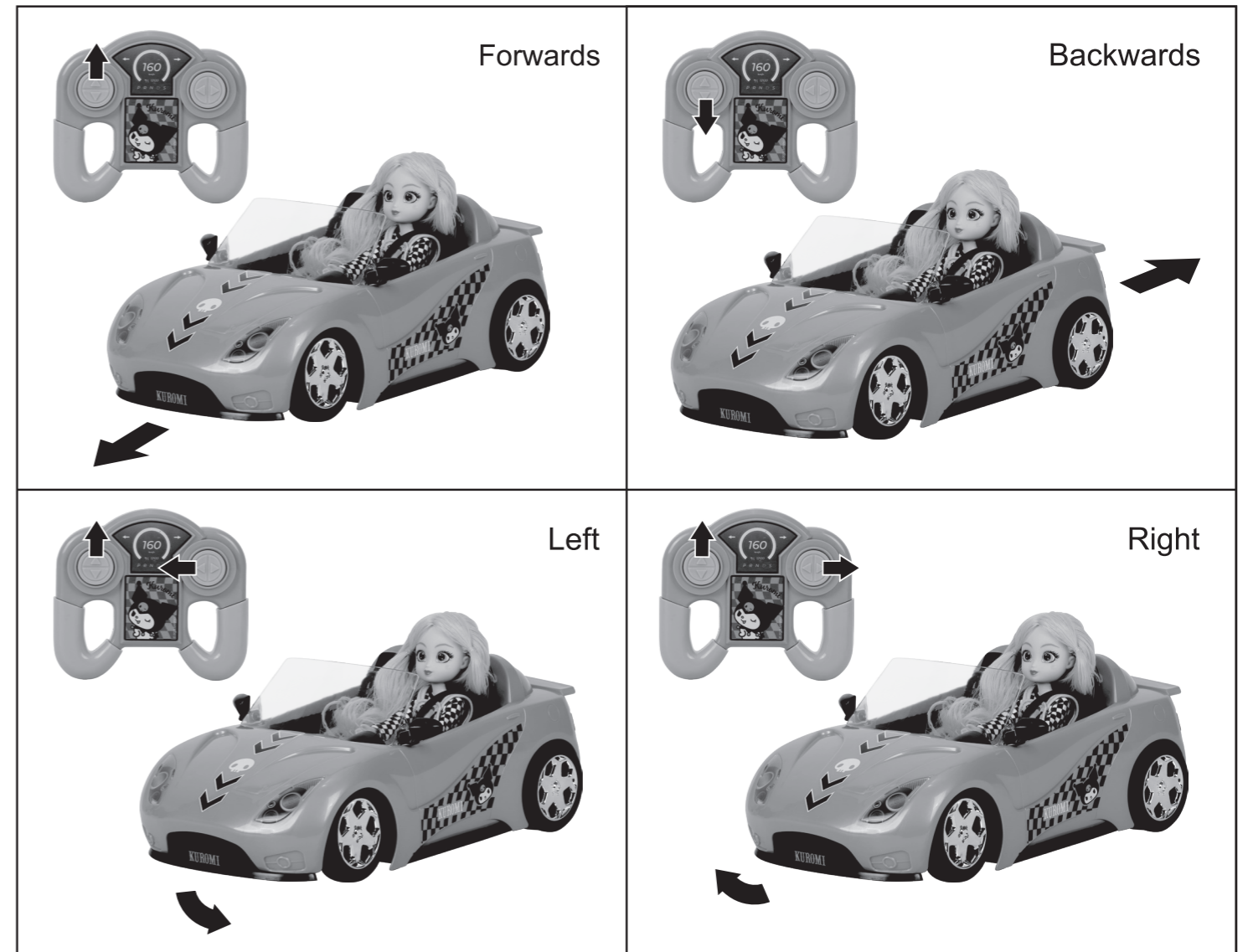
### BATTERY INSTALLATION:

- 1 - Open the battery compartment.
- 2 - Insert batteries into the correct + and - polarities.
- 3 - Close the cover.



### HOW TO USE CONVERTIBLE CAR AND REMOTE CONTROL:

1. Turn on the vehicle, then turn on the remote control.
2. When the vehicle is functioning, this means they have been matched.
3. If you have more than two vehicles, please match them one by one .  
When the second vehicle is matching, please always keep the first vehicle and remote control turned on.
4. Please turn off both the vehicle and remote control and re-start all matching processes if you are changing to play with another 2.4GHz remote control.



**WARNING:** BATTERIES ARE TO BE INSERTED WITH THE CORRECT POLARITY (+ AND -). DO NOT MIX DIFFERENT TYPES OF BATTERIES OR NEW AND USED BATTERIES. NON-RECHARGEABLE BATTERIES ARE NOT TO BE RECHARGED. RECHARGEABLE BATTERIES ARE ONLY TO BE CHARGED BY AN ADULT. RECHARGEABLE BATTERIES ARE TO BE REMOVED FROM THE TOY BEFORE BEING CHARGED. THE SUPPLY TERMINALS ARE NOT TO BE SHORT-CIRCUITED. REMOVE BATTERIES FROM THE TOY WHEN NOT IN USE FOR EXTENDED TIME OR WHEN BATTERIES BECOME EXHAUSTED. BATTERY INSTALLATION BY AN ADULT IS REQUIRED. DISPOSE OF BATTERIES RESPONSIBLY. DO NOT DISPOSE OF IN FIRE.

**WARNING:** DISPOSE OF USED BATTERIES IMMEDIATELY. KEEP NEW AND USED BATTERIES AWAY FROM CHILDREN.

**WARNING:** THIS TOY PRODUCES FLASHES THAT MAY TRIGGER EPILEPSY IN SENSITISED INDIVIDUALS.

**WARNING:** FOR SAFETY REASONS, REMOVE ALL TAGS, LABELS AND PLASTIC FASTENERS BEFORE GIVING THIS TOY TO YOUR CHILD.

**WARNING:** CHOKING HAZARD SMALL PARTS. NOT FOR CHILDREN UNDER 3 YEARS.

ADULT SUPERVISION REQUIRED. PRODUCT MAY VARY FROM IMAGE SHOWN. PLEASE KEEP THE PACKAGING FOR FUTURE REFERENCE.

PERFORMANCE TIPS:  
DO NOT DRIVE THE VEHICLE THROUGH WATER.  
DO NOT DRIVE THE VEHICLE INTO ANY HARD OBJECT.



2.4GHz