

6+
YEARS

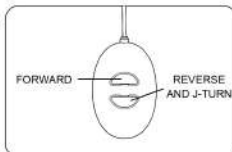
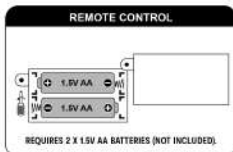
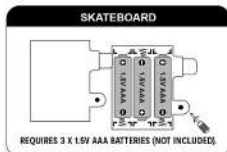
Cinnamoroll

RC Skateboarding Cinnamoroll



BATTERY INSTALLATION:

- 1 - Open the battery compartment.
- 2 - Insert batteries into the correct + and - polarities.
- 3 - Close the cover.



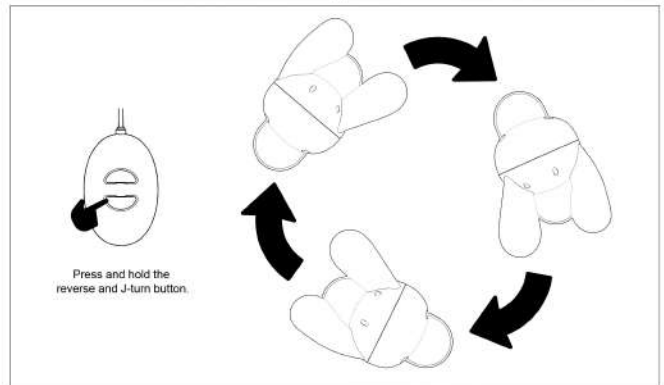
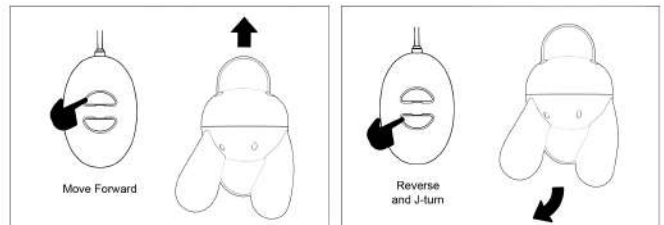
HOW TO USE SKATEBOARD AND REMOTE CONTROL:

1 - Turn on the skateboard first and then turn on the remote control.

2 - Control the skateboard as shown below.

Note: For best performance, avoid operating multiple 27MHz products in close proximity.

IMPORTANT: If your skateboard does not respond or responds to another controller, it is likely due to channel interference. Please keep a sufficient distance between skateboard operating on the same channel to minimize the chance of interference.



WARNING: CHOKING HAZARD
SMALL PARTS. NOT SUITABLE FOR CHILDREN UNDER 3 YEARS.

PERFORMANCE TIPS:
DO NOT DRIVE THE PRODUCT THROUGH WATER.
DO NOT DRIVE THE PRODUCT INTO ANY HARD OBJECT.

WARNING: FOR SAFETY REASONS, REMOVE ALL TAGS, LABELS AND PLASTIC FASTENERS BEFORE GIVING THIS TOY TO YOUR CHILD.

WARNING: THIS TOY PRODUCES FLASHES THAT MAY TRIGGER EPILEPSY IN SENSITISED INDIVIDUALS.

WARNING: BATTERIES ARE TO BE INSERTED WITH THE CORRECT POLARITY (+ AND -). DO NOT MIX DIFFERENT TYPES OF BATTERIES OR NEW AND USED BATTERIES. NON-RECHARGEABLE BATTERIES ARE NOT TO BE RECHARGED. RECHARGEABLE BATTERIES ARE ONLY TO BE CHARGED BY AN ADULT. THE SUPPLY TERMINALS ARE NOT TO BE SHORT-CIRCUITED. REMOVE BATTERIES FROM THE TOY WHEN NOT IN USE FOR AN EXTENDED TIME OR WHEN BATTERIES BECOME EXHAUSTED. BATTERY INSTALLATION BY AN ADULT IS REQUIRED. DISPOSE OF BATTERIES RESPONSIBLY. DO NOT DISPOSE OF IN FIRE.

PRODUCT MAY VARY SLIGHTLY FROM THE IMAGE SHOWN. PLEASE KEEP PACKAGING FOR FUTURE REFERENCE. READ THE INSTRUCTIONS BEFORE OPERATING THE PRODUCT.



43-646-548