

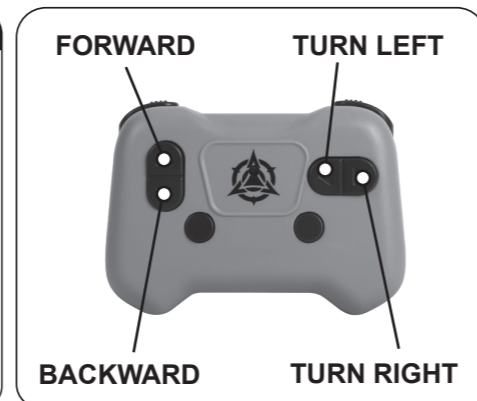
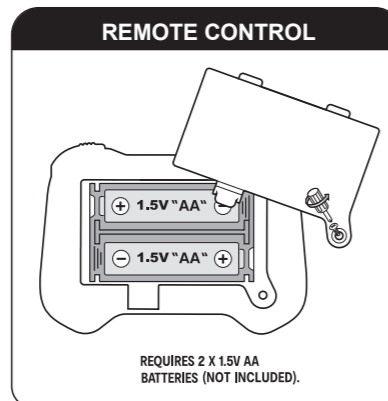
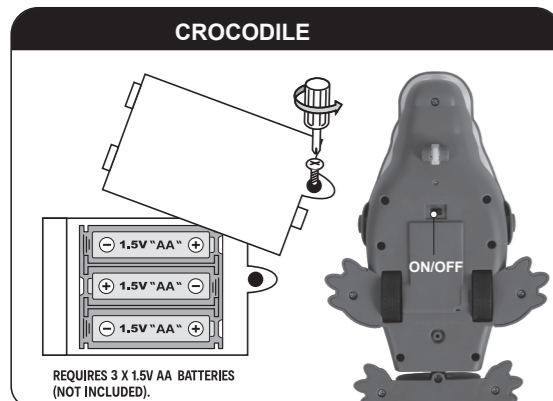
3+
years

RC CROCODILE



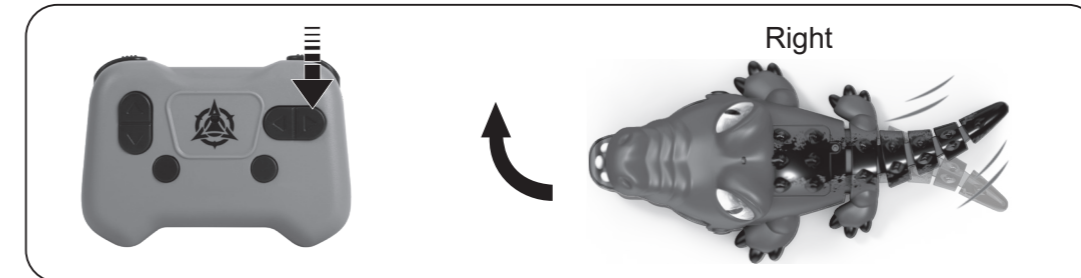
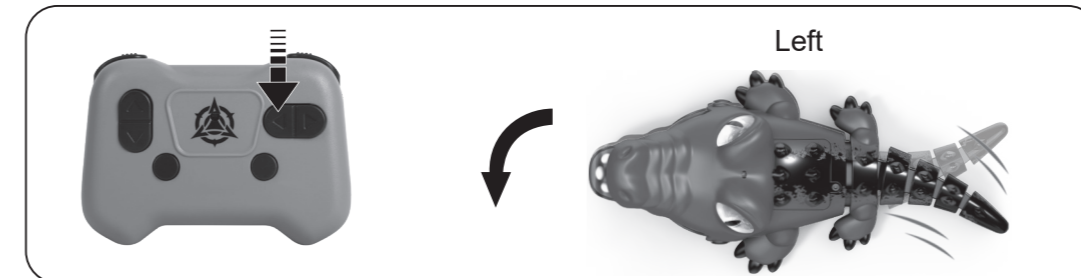
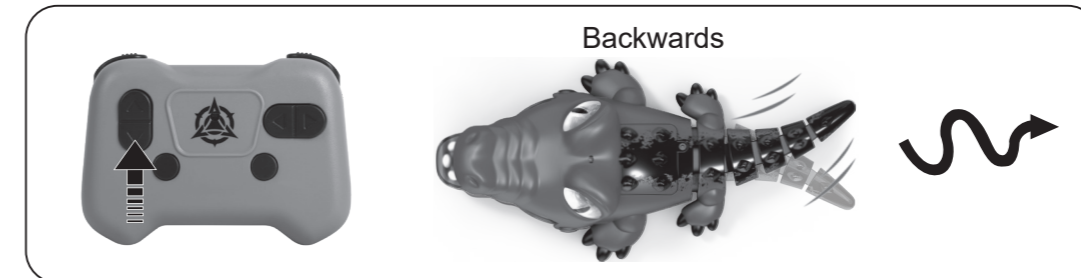
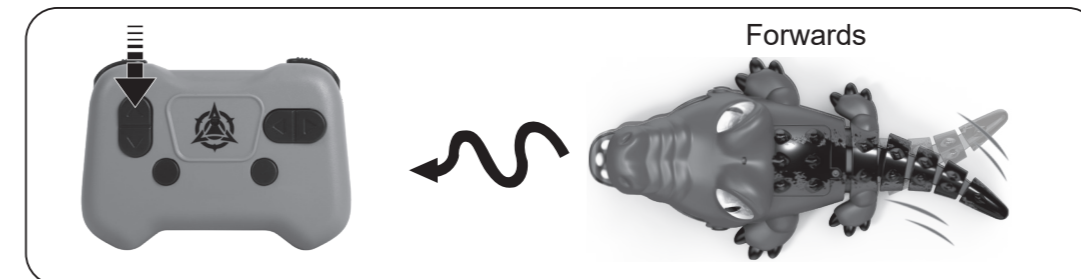
BATTERY INSTALLATION:

- 1 - Open the battery compartment.
- 2 - Insert batteries into the correct + and - polarities.
- 3 - Close the cover.



HOW TO USE:

1. Turn on the crocodile, and then turn on the transmitter.
2. Press the control button of the transmitter to pair to the crocodile.
3. When the crocodile is functioning, that means pairing has been successful.
4. If you have more than two crocodiles, please pair one by one. When the second crocodile is pairing, please always keep the first crocodile and transmitter on.
5. Please turn off both the crocodile and transmitter and re-start the pairing process if you are changing to play with another 2.4GHz transmitter.



WARNING: CHOKING HAZARD
SMALL PARTS. NOT FOR CHILDREN UNDER 3 YEARS.

WARNING: FOR SAFETY REASONS, REMOVE ALL TAGS, LABELS AND PLASTIC FASTENERS BEFORE GIVING THIS TOY TO YOUR CHILD.

PRODUCT MAY VARY SLIGHTLY FROM IMAGE SHOWN.
PLEASE KEEP THE PACKAGING FOR FUTURE REFERENCE.
READ THE INSTRUCTIONS BEFORE OPERATING THE PRODUCT.
PERFORMANCE TIPS: DO NOT DRIVE THE VEHICLE THROUGH WATER.
DO NOT DRIVE THE VEHICLE INTO ANY HARD OBJECT.

WARNING: BATTERIES ARE TO BE INSERTED WITH THE CORRECT POLARITY (+ AND -). DO NOT MIX DIFFERENT TYPES OF BATTERIES OR NEW AND USED BATTERIES. NON-RECHARGEABLE BATTERIES ARE NOT TO BE RECHARGED. RECHARGEABLE BATTERIES ARE ONLY TO BE CHARGED BY AN ADULT. RECHARGEABLE BATTERIES ARE TO BE REMOVED FROM THE TOY BEFORE BEING CHARGED. THE SUPPLY TERMINALS ARE NOT TO BE SHORT-CIRCUITED. REMOVE BATTERIES FROM THE TOY WHEN NOT IN USE FOR AN EXTENDED TIME OR WHEN BATTERIES BECOME EXHAUSTED. BATTERY INSTALLATION BY AN ADULT IS REQUIRED. DISPOSE OF BATTERIES RESPONSIBLY. DO NOT DISPOSE OF IN FIRE.

WARNING: THIS TOY PRODUCES FLASHES THAT MAY TRIGGER EPILEPSY IN SENSITISED INDIVIDUALS.

K: 43-643-608 | T: 71-877-815