

BASKETBALL LINE UP 4

CONTENTS:

FOLDABLE GAME BOARD x 1, BASKETBALLS x 26
STICKER SHEET x 1

OBJECT OF THE GAME:

To be the first player to get 4 consecutive basketballs of your chosen colour horizontally, vertically, or diagonally by throwing the ball into the basket, which will fall into the board's openings.

HOW TO ASSEMBLE:

- 1 Unlock and open.




Figure 1

- 2 Snap In! Assemble! Attach it!




Figure 2

- 3 Decorative basketball board.

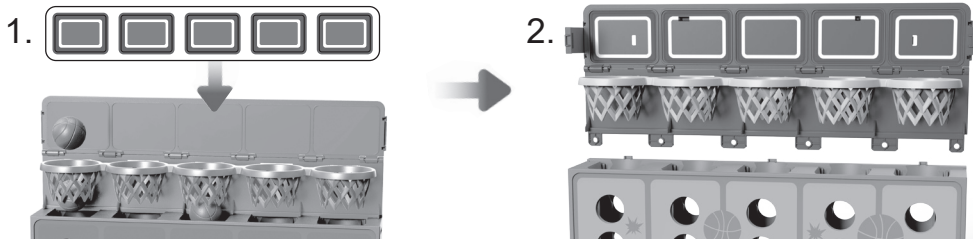


Figure 3



Figure 4

GAME SETTINGS:

Each player chooses the colour of basketball.
Agree on a minimum distance from the game board as the throwing line.
Determine which player goes first.

HOW TO PLAY:

Take turns to throw your ball into the basket.
The ball will fall into the board's opening.

WHICH PLAYER WINS?

Be the first to get 4 consecutive balls of your colour horizontally, vertically, or diagonally.



WARNING: CHOKING HAZARD

SMALL PARTS AND SMALL BALLS. NOT FOR CHILDREN UNDER 3 YEARS.

WARNING: DO NOT AIM AT EYES OR FACE.

WARNING: FOR SAFETY REASONS, REMOVE ALL TAGS, LABELS AND PLASTIC FASTENERS BEFORE GIVING THIS TOY TO YOUR CHILD.

ADULT ASSEMBLY REQUIRED.
PRODUCT MAY VARY SLIGHTLY FROM IMAGE SHOWN.
PLEASE KEEP PACKAGING FOR FUTURE REFERENCE.

K: 43-643-172
T: 71-877-891