

KMT说明书 折页 128g双铜 尺寸: 89*127mm

12 month warranty

Thank you for your purchase.

This product is warrantied to be free from defects in materials and workmanship for the period stated above, from the date of purchase, provided that the product is used in accordance with accompanying recommendations or instructions where provided. This warranty is in addition to your rights under the Australian Consumer Law. For New Zealand customers, this warranty is in addition to statutory rights observed under New Zealand legislation.

We will provide you with your choice of a refund, repair (where possible) or exchange (availability dependent) for this product if it becomes defective within the warranty period. The business will bear the reasonable expense of claiming the warranty. This warranty will no longer apply where the defect is a result of alteration, accident, misuse, abuse or neglect.

Please retain your receipt as proof of purchase and contact our Customer Service Centre as listed below, for the entity you purchased this product from, for any difficulties with your product. Warranty claims and claims for expense incurred in returning this product can be addressed to the respective Customer Service Centre.

Our goods come with guarantees that cannot be excluded under the Australian Consumer Law. You are entitled to a replacement or refund for a major failure and compensation for any other reasonably foreseeable loss or damage. You are also entitled to have the goods repaired or replaced if the goods fail to be of acceptable quality and the failure does not amount to a major failure.

MADE IN CHINA

CUSTOMER SERVICE:

KMART AU: 1800 124 125

KMART NZ: 0800 945 995

TARGET AU: 1300 753 567

WARNING:

- This product shall not be connected to power supply source exceeding PS1 (5V d.c. 1A).
- The marking located on the bottom of charging unit.
- Danger of explosion if battery is incorrectly replaced. Replace only with the same or equivalent type.
- Battery cannot be subjected to high or low extreme temperatures, low air pressure at high altitude during use, storage or transportation.
- Replacement of a battery with an incorrect type that can result in an explosion or the leakage of flammable liquid or gas.
- Disposal of a battery into fire or a hot oven, or mechanically crushing or cutting of a battery, that can result in an explosion.
- Leaving a battery in an extremely high temperature surrounding environment that can result in an explosion or the leakage of flammable liquid or gas.
- A battery subjected to extremely low air pressure that may result in an explosion or the leakage of flammable liquid or gas.
- Please note the product working temperature is 0-40 C.
- USB terminal only used for data transmission. Not suitable for charging.

anko

K: 43-639-786 | T: 71-804-026

Model No.: SP598

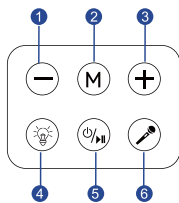
8W Karaoke Speaker User Manual

Includes:

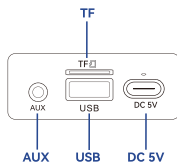
- › Speaker with 2 microphones
- › Charging cable
- › Audio cable
- › User manual



Speaker button functions:

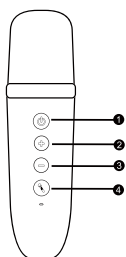


1	—	Short press: Reduce the speaker volume (with a minimum of two "dudu" sounds); Long press: Switch to the previous song.
2	M	Short press to switch modes.
3	+	Short press: Increase the speaker volume (with a maximum of two "dudu" sounds); Long press: Switch to the next song.
4	💡	Short press: Switch lighting effects; Long press: Turn on/off the light.
5	▶⏸	Short press: Play/pause; Long press: Power on/off.
6	🎤	Short press to eliminate the original sound.



AUX	Need a 3.5mm audio cable to connect other devices like mobile phone, MP3.
TF	TF card insertion port, supports MP3 format audio.
USB	Insert a USB disk to play MP3 files.
DC 5V	Use included Type-C charging cable and 5V /1A charger (not include). During charging, the indicator light above the port is red, it'll turn off when fully charged.

Microphone button functions:



- ①: Long press: Turn on/off the microphone;
Short press: Play/pause.
- ②: Long press: Play the previous song;
Short press: Increase the microphone volume (maximum is two "dudu" sounds).
- ③: Long press: Play the next song;
Short press: Decrease the microphone volume (minimum is two "dudu" sounds).
- ④: Long press: Eliminate the original sound;
Short press: Switch between 5 sound effects:
1. Original sound (without reverberation) by default when powered on;
2. Pop Mode (Reverb 50%), Karaoke Mode (Reverb 100%) Baby Voice, Monster Voice.

Pairing the speaker with Bluetooth® devices

- ◆ Go to "Bluetooth Settings" on your Bluetooth device (phone, tablet, etc.)
- ◆ Turn the Bluetooth ON at your device, turn on the speaker
- ◆ On your Bluetooth Device, select the pairing name **anko43639786** on the list of available devices, when the speaker announces "bluetooth connected", it means bluetooth connection is successful.

Battery Charging

When using for the first time, charge the battery to maximum capacity. To recharge, plug the Type-C charging cable into the charging port. Red LED lights up indicates that charging is in progress. When red light turns off, charge is completed.

When the speaker is in low battery status, it announces "Low battery please charge".

Led light

- ◆ Speaker not paired: Bluetooth indicator flashes quickly.
- ◆ Speaker is waiting to be paired with the phone: Bluetooth indicator light flashes quickly.
- ◆ Pairing successful: Bluetooth indicator light is always on.
- ◆ Speaker enters the charging state: the red light is always on.
- ◆ Charging completed: red light goes out.

Technical specification:

Battery capacity : 2400mAh(speaker)
300mAh(microphone)

Charging time : approx 4.5 hours

Impedance : 4Ω

Frequency response : 20Hz-20KHz

Working distance : 10 meters

RMS output power : 8W max

Rated output power : 6W max

Charging port : Type-C

Rated input : 5V 1A

Unit driver : 78mm

Music time : approx 6.5 Hours(80% vol with RGB light on)
approx 14 Hours (80% vol with RGB light off)

The Bluetooth® word mark and logos are registered trademarks owned by Bluetooth® SIG, Inc., and any use of such marks by KMART AUSTRALIA is under license