

# KMT说明书 折页 128g双铜 尺寸: 89\*127mm

## anko

K: 43-639-755 | K: 43-639-762 | K: 43-639-779  
T: 71-803-999 | T: 71-804-002 | T: 71-804-019  
Model No.: PB550

## Mini Wireless Magnetic Power Bank User Manual

### Includes:

- › Powerbank
- › Charging cable



### 12 month warranty

Thank you for your purchase.

This product is warrantied to be free from defects in materials and workmanship for the period stated above, from the date of purchase, provided that the product is used in accordance with accompanying recommendations or instructions where provided. This warranty is in addition to your rights under the Australian Consumer Law. For New Zealand customers, this warranty is in addition to statutory rights observed under New Zealand legislation.

We will provide you with your choice of a refund, repair (where possible) or exchange (availability dependent) for this product if it becomes defective within the warranty period. The business will bear the reasonable expense of claiming the warranty. This warranty will no longer apply where the defect is a result of alteration, accident, misuse, abuse or neglect.

Please retain your receipt as proof of purchase and contact our Customer Service Centre as listed below, for the entity you purchased this product from, for any difficulties with your product. Warranty claims and claims for expense incurred in returning this product can be addressed to the respective Customer Service Centre.

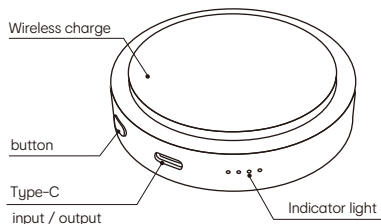
Our goods come with guarantees that cannot be excluded under the Australian Consumer Law. You are entitled to a replacement or refund for a major failure and compensation for any other reasonably foreseeable loss or damage. You are also entitled to have the goods repaired or replaced if the goods fail to be of acceptable quality and the failure does not amount to a major failure.

### MADE IN CHINA

### CUSTOMER SERVICE:

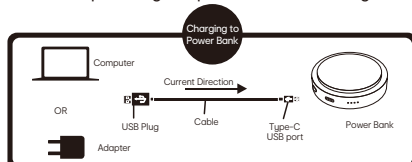
KMART AU: 1800 124 125  
KMART NZ: 0800 945 995  
TARGET AU: 1300 753 567

### Function overview:



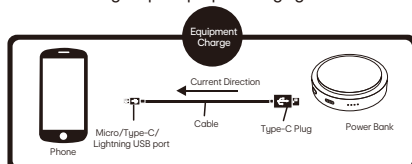
#### ◆ How to charge the power bank:

1. Connect Type C input to the power bank and then connect the USB A plug to the laptop /computer or adapter.
2. Flashing LED display means power bank is charging.
3. When 4 indicators stop flashing, the power bank is full charged.



#### ◆ How to charge your device:

1. Connect Type C input to the power bank and then connect the Type-C plug to your mobile phone.
2. Or turn on the power bank and put your mobile phone on the wireless charging area directly.
3. The power indicator will light up for proper charging.



### Specification:

**Lithium battery capacity :** 3500mAh 3.85V 13.48Wh  
**Input/Output port :** TYPE-C  
**Rating input :** 5V  $\Rightarrow$  2.4A  
**Rating output :** 5V  $\Rightarrow$  2A  
**Wireless charging output:** 5W max  
5W Max for compatible iPhone

### Compatibility:

iPhone 16 Pro Max	iPhone 14 Pro Max	iPhone 12 Pro Max	iPhone XS Max
iPhone 16 Pro	iPhone 14 Pro	iPhone 12 Pro	iPhone XS
iPhone 16 Plus	iPhone 14 Plus	iPhone 12	iPhone XR
iPhone 16	iPhone 14	iPhone 11 Pro Max	iPhone X
iPhone 15 Pro Max	iPhone 13 Pro Max	iPhone 11 Pro	iPhone 8 Plus
iPhone 15 Pro	iPhone 13 Pro	iPhone 11	iPhone 8
iPhone 15 Plus	iPhone 13		
iPhone 15	iPhone 13 mini		

### WARNING

- This product shall not be connected to power supply source exceeding 10W.
- This power bank shall be charged by the supplied charging unit only.
- Battery cannot be subjected to high or low extreme temperatures, low air pressure at high altitude during use, storage or transportation.
- Replacement of a battery with an incorrect type that can result in an explosion or the leakage of flammable liquid or gas.
- Disposal of a battery into fire or a hot oven, or mechanically crushing or cutting of a battery, that can result in an explosion.
- Leaving a battery in an extremely high temperature surrounding environment that can result in an explosion or the leakage of flammable liquid or gas.
- A battery subjected to extremely low air pressure that may result in an explosion or the leakage of flammable liquid or gas.

**READ AND FOLLOW ALL ABOVE INSTRUCTIONS CAREFULLY. DO NOT DROP OR APPLY EXCESSIVE FORCE TO THIS PRODUCT. DO NOT EXPOSE TO HIGH TEMPERATURES. IMPROPER USE OR HANDLING OF THIS PRODUCT MAY RESULT IN FIRE OR EXPLOSION CAUSING SERIOUS INJURY OR PROPERTY DAMAGE.**