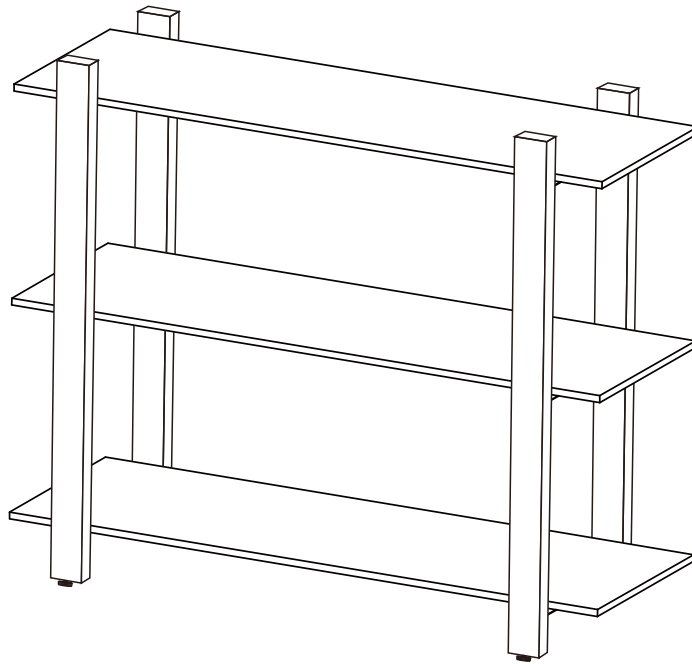




WHARF 3 TIER BOOKSHELF

Instruction Manual



The photos and illustrations shown in this instruction manual are generic.
The manufacturer reserves the right to change any specification or feature without prior notice.

IMPORTANT: KEEP FOR FUTURE REFERENCE. READ CAREFULLY.

Assembly Instructions

K: 43632954 | T: 71776996 WHARF 3 TIER BOOKSHELF

CARE INSTRUCTIONS:








WIPE CLEAN WITH A DAMP OR DRY CLOTH.
NEVER USE SCOURERS OR CHEMICAL SOLVENTS. KEEP AWAY FROM MOISTURE
AND DIRECT SUNLIGHT.
STORE IN A DRY PLACE.
FOR INDOOR USE ONLY.

WARNING:



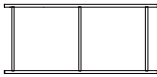
DO NOT STAND, SIT OR LEAN ON THE UNIT.
DO NOT USE THIS AS A STEP LADDER.
ENSURE THIS UNIT IS USED ONLY ON A FLAT SURFACE.
DO NOT USE THIS UNIT UNLESS ALL BOLTS AND SCREWS ARE FIRMLY SECURED.
DO NOT PLACE HOT OBJECTS SUCH AS COFFEE CUPS DIRECTLY ON THE SURFACE OF
THIS FURNITURE ITEM.
THIS ITEM IS FOR STORAGE PURPOSES ONLY.
CONTAINS SMALL PARTS, IT IS TO BE ASSEMBLED BY AN ADULT.
FAILURE TO FOLLOW THESE WARNINGS COULD RESULT IN SERIOUS INJURY.

MAXIMUM SAFE LOAD: SHELF:10KG/LAYER;

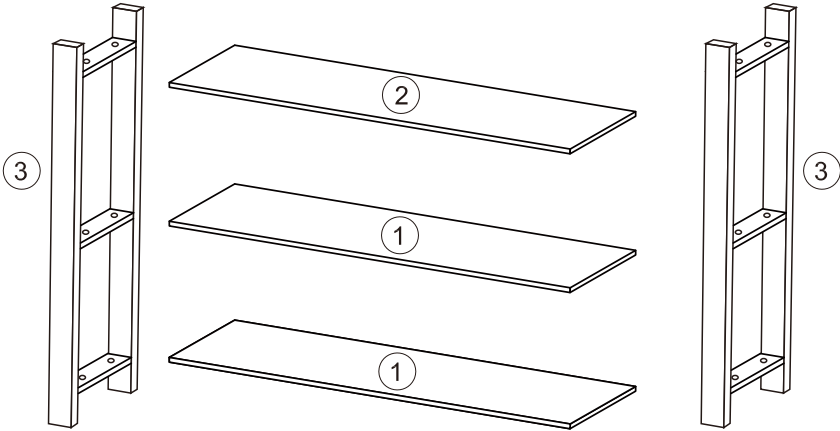
1 Hardware List

| | | | | | | | | | | | |
|---|---|---------|-------|---|---|---------|------|---|---|-------|------|
|  | A | M6x30mm | 12pcs |  | B | M4x35mm | 2pcs |  | C | | 2pcs |
|  | D | | 2pcs |  | E | M4x12mm | 2pcs |  | F | M6 mm | 4pcs |
|  | G | M4mm | 1pc | | | | | | | | |

2 Parts List


| | | | | | |
|---|------|---|-----|--|------|
|  | |  | |  | |
| ① | 2pcs | ② | 1pc | ③ | 2pcs |

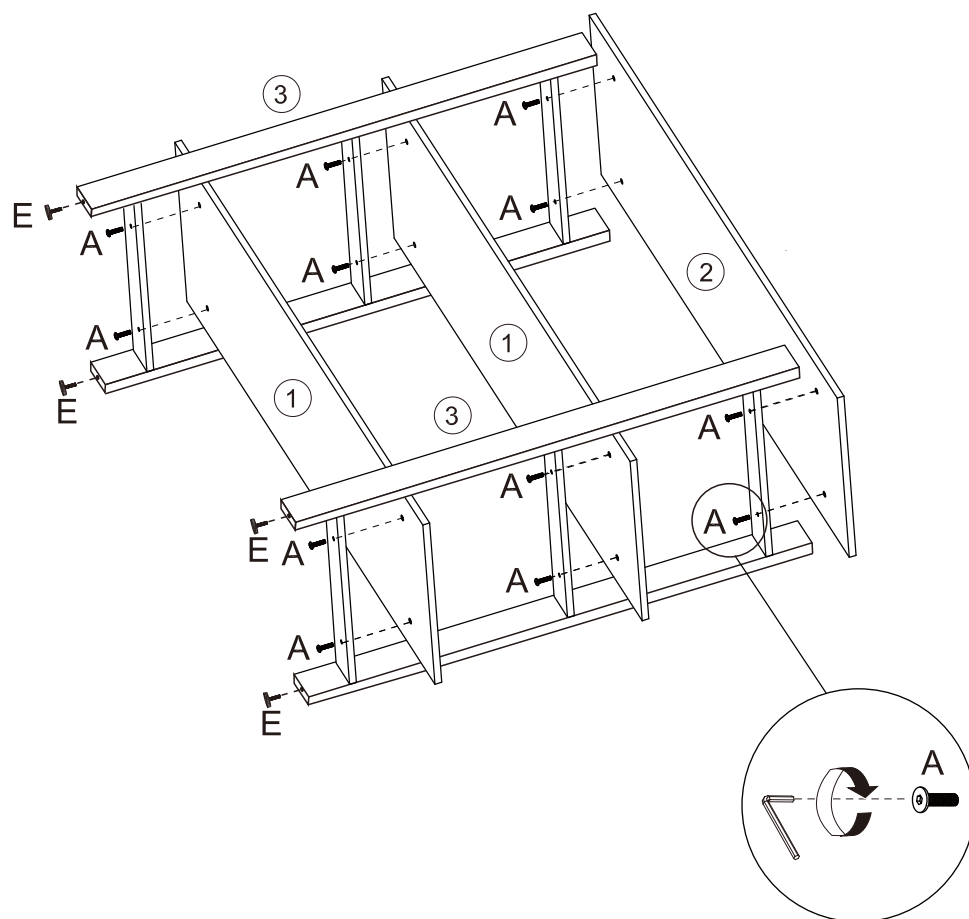
3



ATTENTION:
DO NOT TIGHTEN THE SCREWS FULLY
DURING ASSEMBLY. FULLY TIGHTEN
SCREWS AFTER THE FINAL ASSEMBLY
STEP.

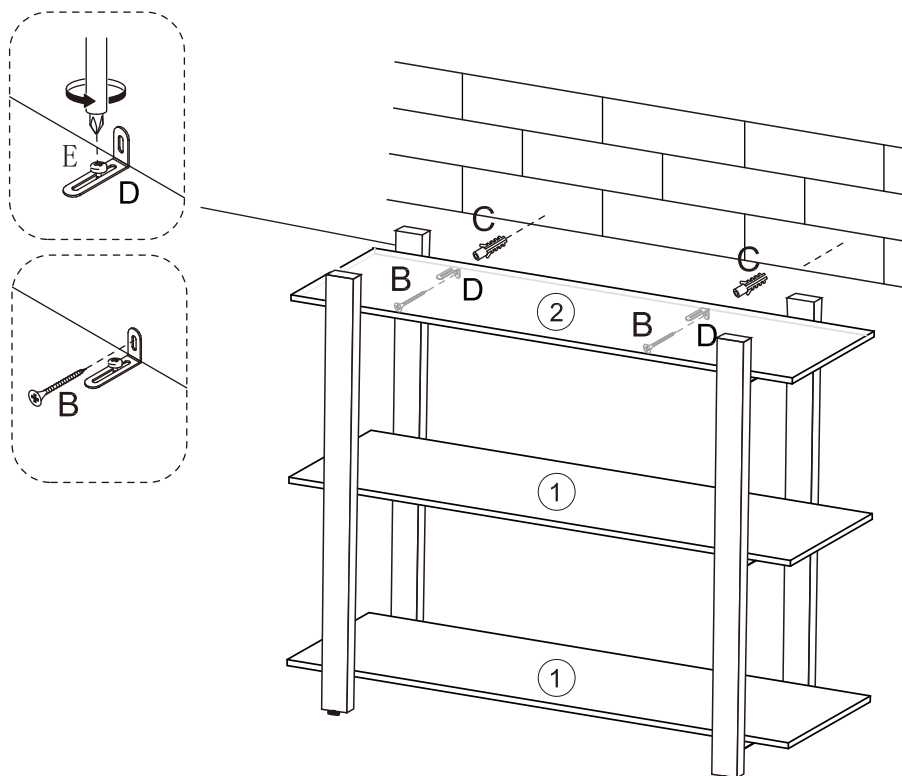
STEP 1

A-  x12 E-  x 4



STEP 2

B -  x 2 C -  x 2 D -  x 2 E -  x 2



TOPPLING FURNITURE WARNING:

- **ALWAYS secure it with an anchor device.**
- **Please seek professional advice if you are in doubt of what fixing device to use.**
- **Regularly check that anchors are securely maintained.**
- **Use safety drawer locks to prevent children climbing.**
- **Stability of tall items may be affected by thick pile carpet or uneven floors .**
- **Do not place unanchored televisions on furniture .**

CAUTION: for your safety when attaching the anchor fixings, please note the following:

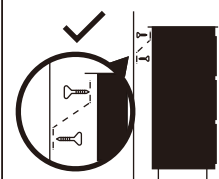
- **Check any electrical wires or plumbing inside the wall before drilling any holes (if you are unsure please seek professional advice from a qualified tradesperson).**



WARNING: PLEASE SECURE YOUR FURNITURE WITH THE SUPPLIED WALL FIXING. SCAN THE CODE FOR MORE INFORMATION.



! WARNING



Children have died from furniture tipover.

- ALWAYS secure it with an anchor device.
- NEVER allow children to stand, climb or hang on drawers, doors, or shelves.
- NEVER open more than one drawer at a time.
- Place heavy items down low.

NEVER put a TV on this furniture



This is a permanent label. Do not remove!