

Assembly Instructions

K: 43632695 | T: 71802664 10 DRAWER UNIT

CARE INSTRUCTION:









DO NOT TIGHTEN THE SCREWS UNTIL THE PRODUCT IS FULLY ASSEMBLED.
FOR INDOOR USE ONLY.

WARNING:

THIS PACKAGE CONTAINS SMALL PARTS, KEEP UNASSEMBLED PARTS AWAY FROM CHILDREN AND BABIES.

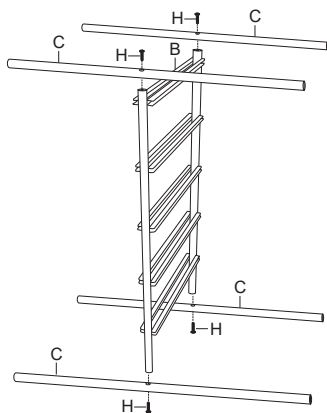
MAXIMUM SAFE LOAD: TOP PANEL: 2KG / EACH DRAWER: 1KG

Hardware List



	A	2PCS		E	10PCS
	B	1PC		F	2PCS
	C	4PCS		G	2PCS
	D	1PC		H	12PCS

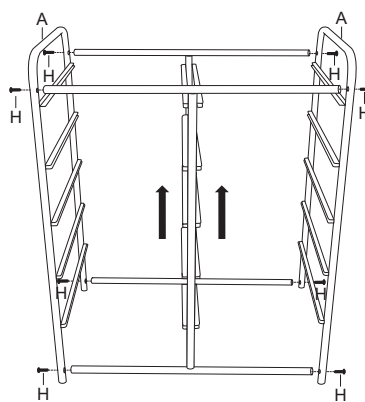
STEP 1

 X1  X4  X4





STEP 2

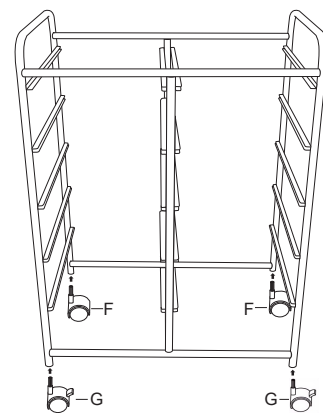
 X2  X8




Attention: please keep Part B upward to balance the slide rail with Part A.

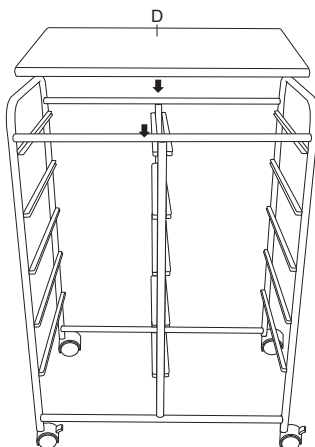
STEP 3

 X2  X2



STEP 3

 X1



STEP 5

 X10

