





Assembly Instructions

K: 43631773 | T: 71771984 Set of 3 Refillable Bottles

Attachment Instruction: This product is suitable for smooth tiles, glass, or mirrors only. Clean and dry the surface thoroughly before installation. Peel off the protective film from the adhesive, then position the shelf and press firmly for 30 seconds. Allow 24 hours before use.

Max Loading Weight: 2kg.

	Ax3	Bx3
		
		Cx3
		

<p>Step 1 : Clean the wall.</p> 	<p>Step 2 : Peel off the sticker.</p> 
<p>Step 3: Ensuring shelf is level, press the sticker on the wall.</p> 	<p>Step 4: Wait for 24 hours before use.</p> 

Removal: To remove the sticker, peel it back slowly and use methylated spirits to dissolve any residue.