

# ASSEMBLY INSTRUCTIONS

KC: 43626809 | T: 71751917

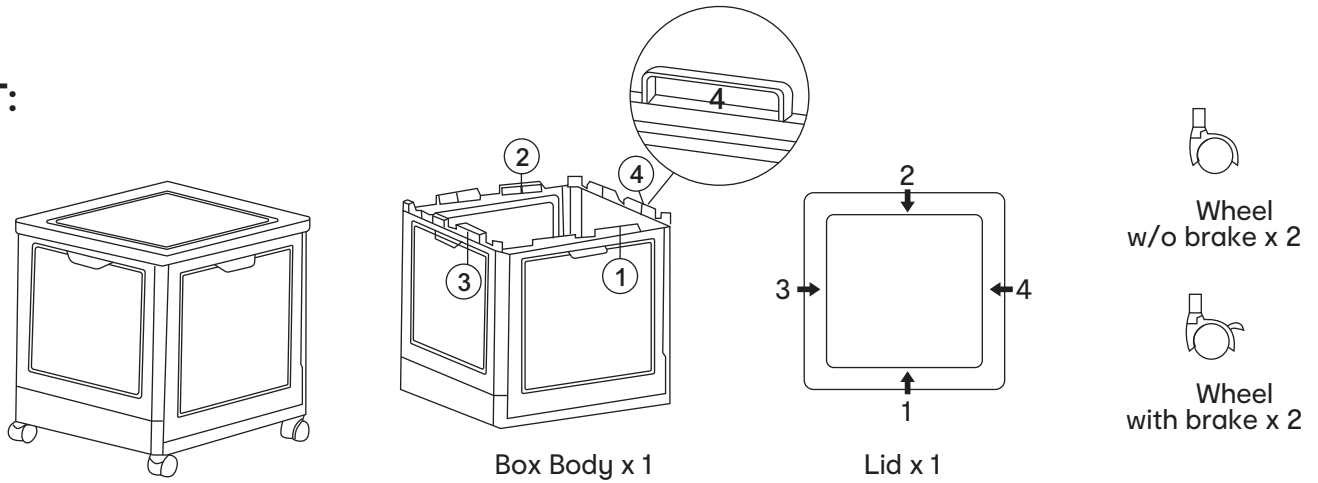
## 4-Door Square Collapsible Box

\*Ensure all parts are securely connected together to avoid falling apart

The maximum loading weight is 5kg

**WARNING:** Please do not stack more than two layers

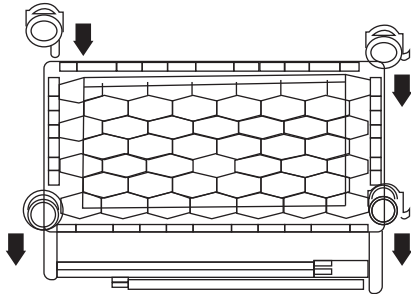
### PART:



\*Please locate the corresponding number (1 2 3 4) stamped inside the panels before starting disassembly.

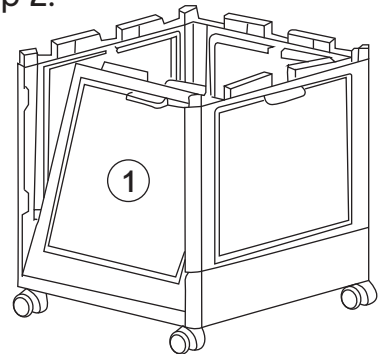
### ASSEMBLY INSTRUCTION:

#### Step 1:



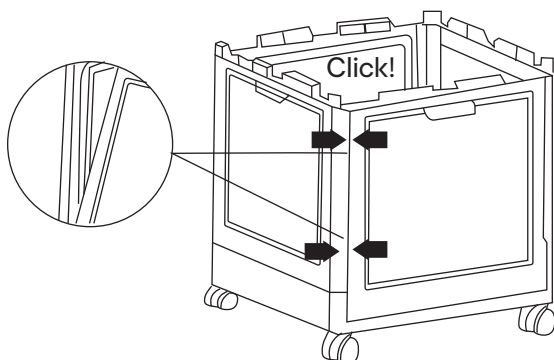
Insert the wheels

#### Step 2:



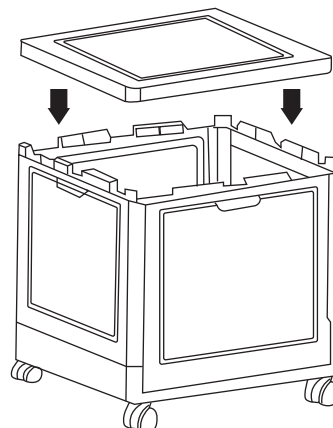
Unfold the four side baffles in turn

#### Step 3:



Interlock 4 baffles and press firmly until you hear a click sound

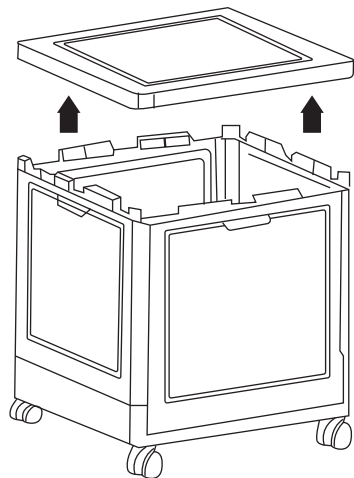
#### Step 4



Make sure the numbers on body correspond to those on the lid, and then put on the lid

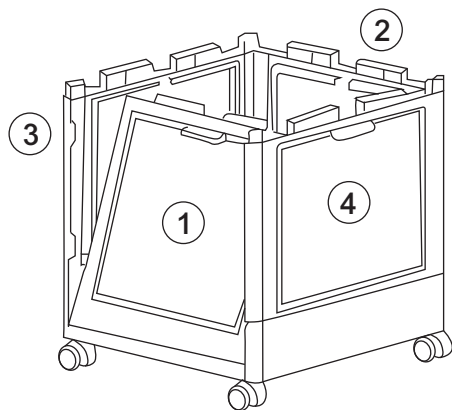
**DISASSEMBLY INSTRUCTION:**

Step 1:



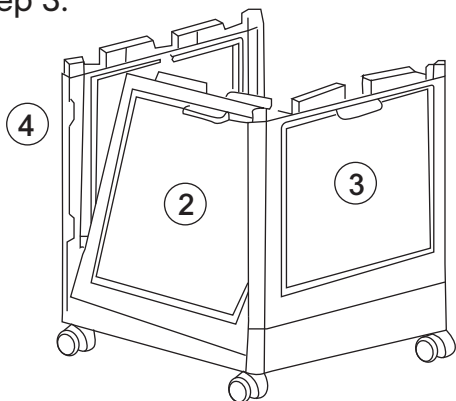
Lift the lid

Step 2:




Unlock the baffles and firstly fold the side panel ①

Step 3:



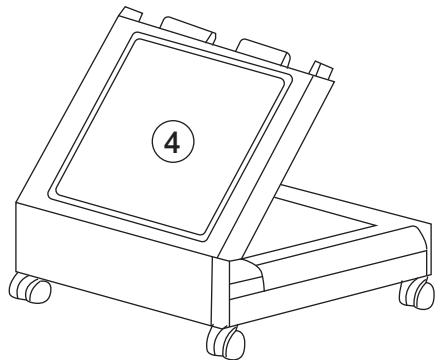
Unlock the baffles and secondly fold the side panel ②

Step 4



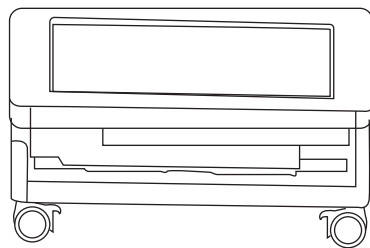
Unlock the baffles and thirdly fold the side panel ③

Step 5:




Unlock the baffles and lastly fold the side panel ④

Step 6



Put on the lid, finished



Remove wheels to stack boxes