

ASSEMBLY INSTRUCTIONS

KC: 43626793 | T: 71751900

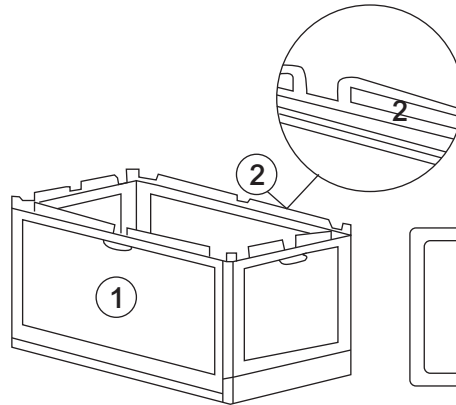
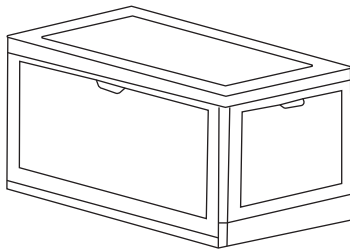
4-Door Rectangle Collapsible Box

*Ensure all parts are securely connected together to avoid falling apart


The maximum loading weight is 8kg

WARNING: Please do not stack more than two layers

PART:



Box Body x 1



Lid x 1



Wheel
w/o brake x 2

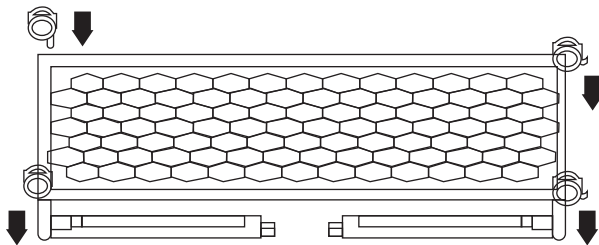


Wheel
with brake x 2

*Please locate the corresponding number (1 2) stamped inside the panels before starting disassembly.

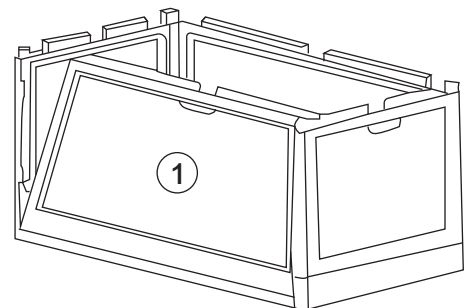
ASSEMBLY INSTRUCTION:

Step 1:



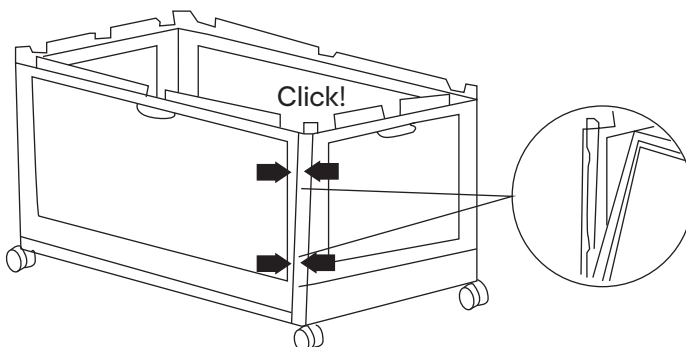
Insert the wheels

Step 2:



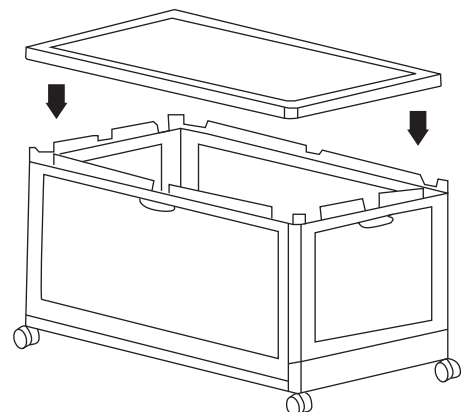
Unfold the four side baffles in turn

Step 3:



Interlock 4 baffles and press firmly until you hear a click sound

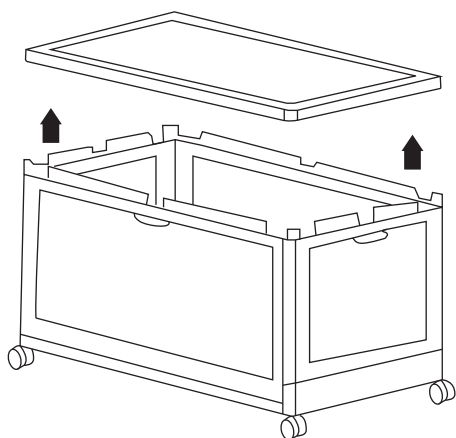
Step 4



Put on the lid

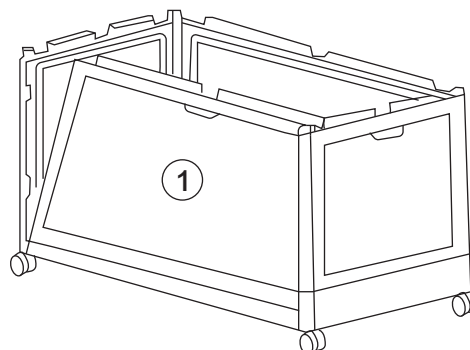
DISASSEMBLY INSTRUCTION:

Step 1:



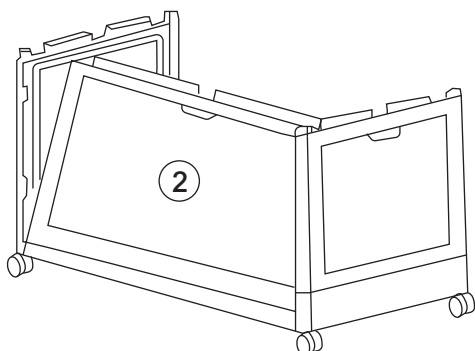
Lift the lid

Step 2:



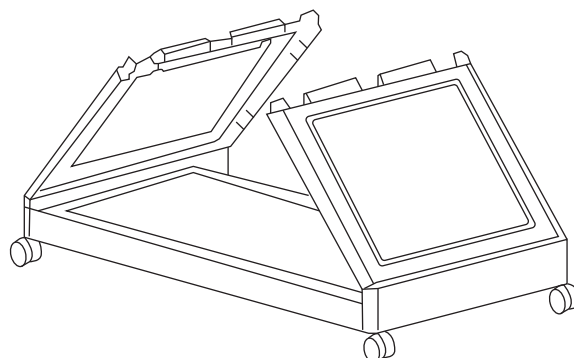
Unlock the baffles and firstly fold the side panel ①

Step 3:



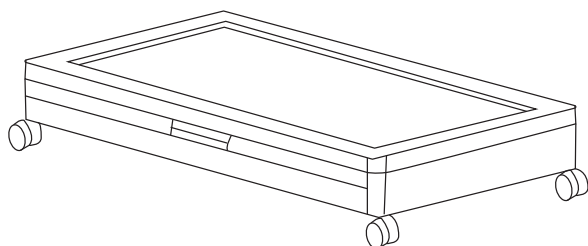
Unlock the baffles and secondly fold the side panel ②

Step 4




Unlock the baffles and lastly fold both side of short panels

Step 5:



Put on the lid, finished



Remove wheels to stack boxes